

# Conditions in Agriculture through Wifi using Raspberry Pi

N.Usha<sup>1</sup>, Dr.T.Menakadevi<sup>2</sup>

<sup>1</sup>PG Scholar, Dept of ECE, Adhiyamaan College of Engineering, Hosur.

<sup>2</sup>Professor, Dept of ECE, Adhiyamaan College of Engineering, Hosur.

**Abstract**— Agriculture is the worldwide prime occupation of human being, 64% of total available land is occupied by the agriculture, and it consumes 85 % of fresh water. This figure of water consumption increases every year due to globalization and population growth. There is a challenge in front of every country to sustain the fresh food requirement and reducing the farm water consumption. Irrigation is the process of watering the soil. The requirement of water to the soil depends on soil properties like soil moisture and soil temperature. It also depends upon the crop which grows in the soil. From last decade, few existing system working for reducing the agriculture water consumption, but these systems have some limitations. So, the modern technology is necessary to resolve this problem and support better irrigation management. In this paper, Raspberry Pi is used as an embedded Linux board which is designed based on the ARM V8 microcontroller architecture. The board has an Ethernet interface and runs the simple data web server. The present work focus on automatic control of water motor, monitor the plant growth using webcam and can also watch live streaming of farm on PC by using Wi-Fi.

**Keywords**— *Raspberry Pi, PC, Wi-Fi, Irrigation.*

## I. INTRODUCTION

India is the largest freshwater user in the world, and our country's total water use is greater than any other continent. The agricultural sector is the biggest user of water, followed by the domestic sector and the industrial sector. Groundwater contributes to around 65% of the country's total water demand. Balancing water demand among all sectors with finite and fragile water resources will be crucial for future economic growth and development.

Today water has become one of the most precious resources on the Earth and one of the most important factors in agriculture is water availability. Water availability is also a critical variable for virtually every other economic activity, including industry, the energy sector, and public use. In recent years, water availability has become an issue. To schedule irrigation properly, a grower must know the environmental demand for surface water. Knowledge of exact amount of water required by different crop in a given set of climatological condition of a region is great help in planning of irrigation scheme, irrigation scheduling, effective design and management of irrigation system. This is achieved by use of irrigation controllers.

The system has a distributed wireless network of soil-moisture and temperature sensors placed in the root zone of the plants. In addition, a gateway unit handles sensor information, triggers actuators, and transmits data to a web application. An algorithm was developed with threshold values of temperature and soil moisture that was programmed into a microcontroller-based gateway to control water quantity. The system was powered by photovoltaic panels and had a duplex communication link based on a cellular-Internet interface that allowed for data inspection and irrigation scheduling to be programmed through a web page. [1]

The paper has reported to develop a smart irrigation monitoring system using Raspberry Pi. This system will be a substitute to traditional farming method. It proposes an automatic irrigation system for the agricultural lands. It not only provides comfort but also reduce energy, efficiency and time saving. Raspberry Pi is the main heart of the whole system. An automated irrigation system was developed to optimize water use for agricultural crops. The objectives of this paper were to control the water motor automatically, monitor the plant growth using webcam and can also watch live streaming of farm on android mobiles by using Wi-Fi. [2]

This paper presents a smart irrigation system for an agriculture farm with the use of devices like Raspberry Pi. Python programming language is used for automation purpose. This paper contributes an efficient and fairly cheap automation irrigation system. System once installed has less maintenance cost and is easy to use .This paper focuses on online monitoring of

agriculture field with the help of Wi-Fi on PC and parameters such as temperature and soil moisture. It is more advantageous than the traditional agriculture techniques.

The remaining of this paper is organized as follows. In Section 2 consists of literature review. Design and Implementation of the paper as explained in Section 3. Results are presented and discussed in Section 4. Conclusion and future enhancements are discussed in Section 5.

## II. DESIGN AND IMPLEMENTATION

The block diagram of the proposed system as shown in Fig. 1 and Fig. 2. The main components of this diagram are sensors, Raspberry Pi module, Wi-Fi connection, LDR, relay's, motor, and lamp.

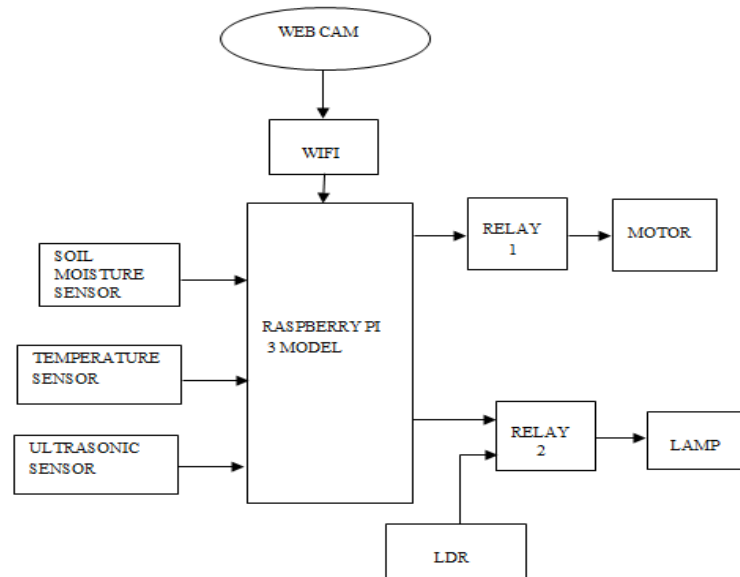


FIG 1: IRRIGATION CONTROL SYSTEM (TRANSMITTING SECTION).



FIG 2: MONITORING UNIT (RECEIVING SECTION)

### 2.1 Sensors

Sensors are the device which converts the physical parameter into the electric signal. The system which shown in fig 1 consists of

- Soil moisture sensor- used to measure the moisture content of the soil.
- Temperature sensor - used to detect the temperature of the soil.
- Ultrasonic sensor - used to measure the water level in the water tank.

### 2.2 Raspberry Pi 3

The Raspberry Pi 3 is a wonderful platform that can be used to build home automation system. Raspberry Pi is a small sized single board computer which is capable of doing the entire job that an average desktop computer does like spread sheets, word

processing, Internet, Programming, Games etc. It consist of 1GB RAM, ARM V8 Processor, 2 USB and an Ethernet port, HDMI & RCA ports for display, 3.5mm Audio jack, SD card slot (bootable), General purpose I/O pins, runs on 5v.




FIG 3: RASPBERRY PI 3 MODEL

### 2.3 Working principle

Raspberry Pi is the heart of the system. In this project, webcam is interfaced to Raspberry Pi via Wi-Fi module. The Raspberry Pi Model B+ incorporates a number of enhancements and new features. Enhanced features are improved power consumption, increased connectivity and greater IO which made this powerful, small and lightweight ARM based computer. The Raspberry Pi cannot directly drive the relay. It has only zero volts or 3.3 V. It needs 12V to drive electromechanical relay. In that case it uses a driver circuit which provides 12V amplitude to drive the relay.

Sensors connected to the Raspberry Pi board give a resistance variation at the output. This signal is applied to the comparator and signal conditioning circuit which has potentiometer to decide the moisture level above which the output of comparator goes high. This output signal is given to the Raspberry Pi board. If the soil moisture value is above the moisture level then the 3 phase induction motor will be OFF, whereas if the moisture level is low motor will be ON through the relay. For monitoring the farm at night LDR is used which controls the light automatically.

### 2.4 Algorithm

**Step 1:** Start.

**Step 2:** Initialize the system on Raspberry Pi.

**Step 3:** The water level sensor constantly checks for the water level of the motor.

**Step 4:** The soil moisture sensor checks the soil moisture level constantly.

**Step 5:** The USB camera installed with the Raspberry Pi gives the complete surveillance of the field and this can be monitored in the internal network system.

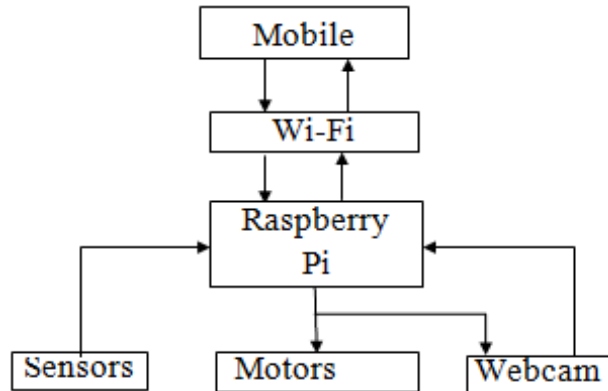
**Step 6:** The DHT11 sensor constantly senses the temperature and humidity of the field and updates the data in the web server.

**Step 7:** If the water level reduces the permissible level, the relay which is connected to the Raspberry Pi will turn on the motor.

**Step 8:** Similarly, if the soil becomes dry, the motor which is connected to the relay will be turned on to wet the field.

**Step 9:** If the step 8 is completed, it will go to the step 4.

**Step 10:** Similarly, if the step 7 is over, the command will go to the step 3.



**FIG 4: DATA FLOW DIAGRAM**

### III. RESULT AND DISCUSSION

The Readings from different sensors are collected and send to micro controller. It stores collected data in the database and analyzes the stored data. The readings are displayed on PC using WIFI connection.

Thus an irrigation system which controls the flow as per the requirement along with automation. With the use of low cost sensors and the simple circuitry makes these instrument a low cost product, which can be bought even by a poor farmer. This work is best suited for places where water is scarce and has to be used in limited quantity.

Time stamp	Temperature	Humidity
2015-12-13 21:16:06	22	45
2015-12-13 21:11:06	22	40
2015-12-13 21:06:06	22	45
2015-12-13 20:50:32	21	45
2015-12-13 20:45:32	21	45
2015-12-13 20:40:32	20	40
2015-12-13 20:35:32	21	45
2015-12-13 20:30:31	22	45
2015-12-13 20:25:31	21	45

**FIG 5: T/H SENSOR DATA'S UPDATION**



**FIG 6: IMAGE CAPTURE BY THE WEBCAM**

### IV. CONCLUSION & FUTURE ENHANCEMENT

Thus an irrigation system which controls the flow as per the requirement along with automation. With the use of low cost sensors and the simple circuitry makes these instrument a low cost product, which can be bought even by a poor farmer. This work is best suited for places where water is scarce and has to be used in limited quantity.

- Rain gun sensor can be added so that when it rains there won't be floods. Rain water harvesting can be done and this harvested water can be used to irrigate fields.

- Hooters can be used so that it gives siren at various occasions such as intrusion detection, floods etc. Using IR sensors any object passing into fields can be detected and alerted. We can include many more water quality sensors that affect the crops.
- Improves growth - Smaller amounts of water applied over a longer amount of time provide ideal growing conditions. During irrigation extends watering times for plants, and prevents soil erosion and nutrient runoff. Also, because the flow is continuous, water penetrates deeply into the soil to get well down into the root zone.

## REFERENCES

- [1] Sonawane Abhilash Appasaheb, K.Naveen Reddy, B.Papachary "Auto Irrigation System for Monitoring and Controlling of Adverse Conditions in Agriculture through Gprs," On Development, Advance & trends in Engineering Sciences, vol. 06, no. 2, pp. 230–237, Jan. 2010.
- [2] Bhagyashree K.Chate, prof.J.G.Rana, "Smart Irrigation System Using Raspberry pi," International Research Journal of Engineering and Technology (IRJET), vol. 03, May 2016.
- [3] Akshay U.Mankar, Prof. Mrs. Snehal Bhosale, "Automatic Irrigation System Using WSN," On Internet of Things: Towards a Smart Future & Recent Trends in Electronics & communication (IOTTSF-2016)., vol. 110, no. 3, pp. 292– 297, Feb 2016.
- [4] Nagare Vrushali M\*, Prof.B.S.Agarkar, Prof.N.D.Kapale, "Automated Irrigation System Using Wireless Sensor Network And RF module," International Journal of Engineering Science & Research Technology, vol. 64, no. 1, pp. 29–40, June 2015.
- [5] Joaquín Gutiérrez, Juan Francisco Villa-Medina, Alejandra Nieto-Garibay, and Miguel Ángel Porta-Gándara "Automated Irrigation System Using a Wireless Sensor Network and GPRS Module" IEEE Transactions on Instrumentation and Measurement, vol.3, issue 1, May 2013 pp.48t 324-328.
- [6] W. A. Jury and H. J. Vaux, —The emerging global water crisis: Managing scarcity and conflict between water users, | Adv. Agronomy, vol. 95, pp. 1–76, Sep. 2007.
- [7] X. Wang, W. Yang, A. Wheaton, N. Cooley, and B. Moran, —Efficient registration of optical and IR images for automatic plant water stress assessment,|Comput. Electron. Agricult, vol. 74, no. 2, pp. 230–237, Nov. 2010.
- [8] G. Yuan, Y. Luo, X. Sun, and D. Tang, —Evaluation of a crop waterstress index for detecting water stress in winter wheat in the North China Plain,|Agricult. Water Manag, vol. 64, no. 1, pp. 29–40, Jan. 2004.
- [9] S. B. Idso, R. D. Jackson, P. J. Pinter, Jr., R. J. Reginato, andJ. L. Hatfield, —Normalizing the stress degree day parameter for environmental variability,|Agricult. Meteorol, vol. 24, pp. 45–55, Jan. 1981.
- [10] Y.Erdem, L.Arin, T.Erdem, S.Polat, M.Deveci, H.Okursoy, and H. T. Gültas, —Crop water stress index for assessing irrigation scheduling of drip irrigated broccoli (Brassica oleracea L. var. italica),|Agricult. Water Manag, vol. 98, no. 1, pp. 148–156, Dec. 2010.
- [11] K. S. Nemali and M. W. Van Iersel, An automated system for controlling drought stress and irrigation in potted plants, | Sci. Horticultural. Vol. 110, no. 3, pp. 292–297, Nov. 2006.
- [12] S. A. O’Shaughnessy and S. R. Evett, —Canopy temperature based system effectively schedules and controls center pivot irrigation of cotton, |Agricult. Water Manag, vol. 97, no. 9, pp. 1310–1316, Apr. 2010.
- [13] R. G. Allen, L. S. Pereira, D. Raes, and M. Smith, Crop Evapotranspiration–Guidelines for Computing Crop Water Requirements—FAO Irrigation and Drainage Paper 56. Rome, Italy: FAO, 1998.
- [14] S. L. Davis and M. D. Dukes, —Irrigation scheduling performance, |Agricult. Water Manag, vol. 98, no. 1, pp. 19–28, Dec. 2010.
- [15] K. W. Migliaccio, B. Schaffer, J. H. Crane, and F. S. Davies, —Plant response to evapotranspiration and soil water sensor irrigation scheduling methods for papaya production in south Florida,| Agricult. Water Manag, vol. 97, no. 10, pp. 1452–1460, Oct. 2010.
- [16] J. M. Blonquist, Jr., S. B. Jones, and D. A. Robinson, —Precise irrigation scheduling for turfgrass using a subsurface electromagnetic soil moisture sensor, | Agricult. Water Manag, vol. 84, nos. 1–2, pp. 153–165, Jul. 2006.
- [17] O. M. Grant, M. J. Davies, H. Long bottom, and C. J. Atkinson, —Irrigation scheduling and irrigation systems: Optimizing irrigation efficiency for container ornamental shrubs, |Irrigation Sci., vol. 27, no. 2, pp. 139–153, Jan. 2009.
- [18] Y. Kim, R. G. Evans, and W. M. Iversen, —Remote sensing and control of nan irrigation system using a distributed wireless sensor network, |IEEE Trans. Instrum. Meas., vol. 57, no. 7, pp. 1379–1387, Jul. 2008.
- [19] Y. Kim and R. G. Evans, —Software design for wireless sensor-based site-specific irrigation,| Comput. Electron. Agricult, vol. 66, no. 2, pp. 159–165, May 2009.
- [20] D. K. Fisher and H. A. Kebede, —A low-cost microcontroller-based system to monitor crop temperature and water status, |Comput. Electron. Agricult, vol. 74, no. 1, pp. 168–173, Oct. 2010.
- [21] Y. Kim, J. D. Jabro, and R. G. Evans, —Wirelessly semester’s for real time online soil water monitoring,| Irrigation Sci., vol. 29, no. 5, pp. 423–430, Sep. 2011.

- 
- [22] O. Mirabella and M. Brischetto, —A hybrid wired/wireless networking infrastructure for greenhouse management, I IEEE Trans. Instrum. Meas., vol. 60, no. 2, pp. 398–407, Feb. 2011.
- [23] I. F. Akyildiz, W. Su, Y. Sankarasubramaniam, and E. Cayirci, —A survey on sensor networks, I IEEE Commun. Mag., vol. 40, no. 8, pp. 104–112, Aug. 2002.
- [24] J. Yick, B. Mukherjee, and D. Ghosal, —Wireless sensor network survey, I Comput. Netw, vol. 52, no. 12, pp. 2292–2330, Aug. 2008.
- [25] M. Winkler, K.-D. Tuchs, K. Hughes, and G. Barclay, —Theoretical and practical aspects of military wireless sensor networks, IJ. Telecomm. Inf. Technol., vol. 2, pp. 37–45, Apr./Jun. 2008.
- [26] M. C. Rodríguez-Sánchez, S. Borromeo, and J. A. Hernández-Tamames, —Wireless sensor networks for conservation and monitoring cultural assets, I IEEE Sensors J., vol. 11, no. 6, pp. 1382–1389, Jun. 2011.
- [27] G. López, V. Custodio, and J. I. Moreno, —LOBIN: E-textile and wireless-sensor-network-based platform for healthcare monitoring in future hospital environments, I IEEE Trans. Inf. Technol. Biomed., vol. 14, no. 6, pp. 1446–1458, Nov. 2010.
- [28] J. M. Corchado, J. Bajo, D. I. Tapia, and A. Abraham, —Using heterogeneous wireless sensor networks in a telemonitoring system for healthcare, I IEEE Trans. Inf. Technol. Biomed., vol. 14, no. 2, pp. 234–240, Mar. 2010.
- [29] G. X. Lee, K. S. Low, and T. Taher, —Unrestrained measurement of arm motion based on a wearable wireless sensor network, I IEEE Trans. Instrum. Meas., vol. 59, no. 5, pp. 1309–1317, May 2010.