

Evaluation of Naive Bayes and K-Nearest Neighbour models for Prediction

Mr. S Saddam Hussain

Dept of Computer Science, Sri Venkateswara University, Tirupati

Abstract— Continuous work in oversaw learning has shown that an amazingly fundamental Bayesian classifier with strong assumptions of independence among features, called Naive Bayes. This reality raises the issue of whether a classifier with less restrictive doubts can perform incredibly better. In this paper we survey approaches for inciting classifiers from data, taking into account the theory of learning Naive Bayes and K-Nearest Neighbour models. These models are determined depictions of probability scatterings that summarize the simple Bayesian classifier and explicitly address enunciations about self-rule. We probably gave these systems a shot Guns dataset from the University of California at Irvine storage facility, to recognize mushrooms are consumable or toxic. Our exploratory outcomes show that K-Nearest Neighbour beats the Naive Bayes models.

I. DATA MINING

Information mining is an interaction of extraction of helpful data and examples from tremendous information. It is likewise called as information revelation measure, information mining from information, information extraction or information/design investigation. Information mining is a coherent cycle that is utilized to look through enormous measure of information to discover helpful information [3]. The objective of this method is to discover designs that were already obscure. When these examples are discovered they can additionally be utilized to settle on specific choices for improvement of their organizations.

Information Mining is tied in with clarifying the past and anticipating the future through information examination. Information mining is a multi-disciplinary multi-disciplinary field which joins insights, AI, man-made consciousness and data set innovation. The worth of information mining applications is frequently assessed to be extremely high. Numerous organizations have put away a lot of information over long stretches of activity, and information mining can remove entirely significant information from this information [4]. The organizations are then ready to use the extricated information into more customers more deals, and more noteworthy benefits. This is additionally evident in the designing and clinical fields. Information mining predicts the fate of displaying. Prescient displaying is an interaction by which a model is made to anticipate a result. On the off chance that the result is straight out it is called unmitigated and if the result is mathematical, it is called relapse. Graphic displaying or bunching is task of perceptions into groups so the perception of same group is comparative.

II. CLASSIFICATION

Arrangement is the most ordinarily applied information mining strategy, which utilizes a bunch of pre-grouped guides to foster a model that can order the number of inhabitants in records on the loose. Misrepresentation discovery and credit risk applications are especially appropriate to this sort of investigation. This methodology much of the time utilizes choice tree or neural organization-based grouping calculations. The information arrangement measure includes learning and grouping [4]. In Learning the preparation information are dissected by grouping calculation. In arrangement test information are utilized to appraise the precision of the grouping rules. On the off chance that the precision is adequate the standards can be applied to the new information tuples. For an extortion recognition application, this would incorporate total records of both false and legitimate exercises decided on a record-by-record premise [5]. The classifier-preparing calculation utilizes these pre-characterized guides to decide the arrangement of boundaries needed for legitimate segregation. The calculation then, at that point encodes these boundaries into a model called a classifier.

Kinds of grouping models:

- Classification by choice tree enlistment
- Bayesian Classification
- Neural Networks

- Support Vector Machines (SVM)

III. METHODOLOGY

This research work is focused on the performance evaluation of KNN and Naive Bayes Supervised learning.

3.1 Naive Bayes

The Naive Bayes is an enthusiastic method for game plan of quantifiable farsighted models. NB depends upon the Bayesian hypothesis [1]. This assessment utilizes class restrictive self-rule and has capacity to change rapidly. These depiction strategy evaluations the relationship between each property and the class for each manual for choose a restrictive likelihood for the relationship between the brand name attributes and the class [2]. Amidst setting up, the likelihood of each class is selected by checking how regularly it happens in the arranging dataset. This is known as the earlier likelihood; $P(C=c)$. Regardless of the past likelihood, the calculation likewise enrolls the likelihood for the occasion x given c with the supposition that the attributes are self-overseeing. This likelihood changes into the result of the probabilities of each single quality. The probabilities would then have the alternative to be assessed from the frequencies of the occasions in the arranging set.

3.2 K nearest Neighbour (KNN)

KNN is an incredibly remarkable solicitation calculation showing unbelievable execution qualities and a brief period of time of preparing time. KNN is clear, generally remarkable, exceptionally skilled and productive assessment for plan confirmation. KNN is a straight forward classifier, where tests are accumulated ward on the class of their closest neighbour [4]. The KNN is a non-parametric depiction technique, which is immediate in any case productive taking everything into account. For an information record d to be engineered, its K closest neighbours are recovered, and these developments a neighbourhood of d . greater part projecting a surveying structure among the information records in the space is overall used to pick the solicitation for with or without considered distance-based weighting. Notwithstanding, to apply KNN we need to pick a fitting impulse for K , and the achievement of depiction is a huge load of wards on this worth. It might be said, the KNN framework is lopsided by K . There are different systems for picking the K worth, at any rate a fundamental one is to run the calculation normally with various K qualities and pick the one with the best show.

IV. EXPLORATORY RESULTS

This segment portrays the exploratory outcomes acquired by applying the proposed grouping calculation to Guns dataset are taken from the UCI AI store [6]. In the Guns dataset, there are 1173 records, 14 credits and 2 class marks and the definite factual rundown are displayed in the figure-1 and figure-2. We have utilized the Python Language to analyze our proposed calculations. The Python Scikit-learn is a bundle for information order, relapse, grouping and perception. The order models were carried out in Python programming language.

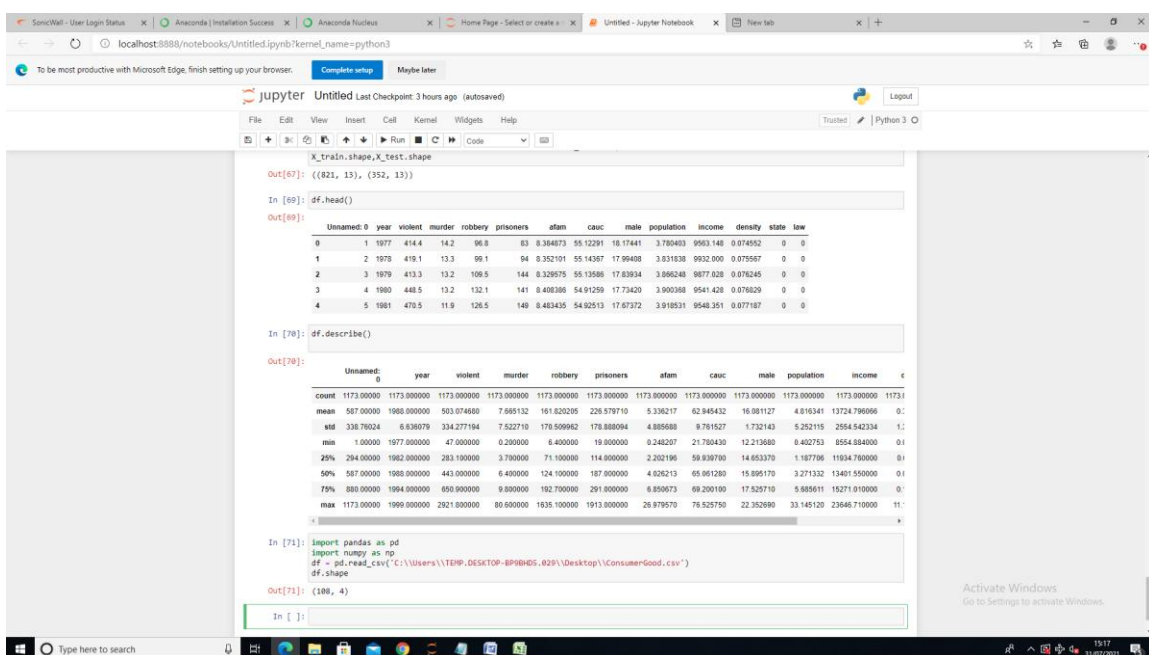


FIGURE-1: Statistical Summary of the Guns dataset

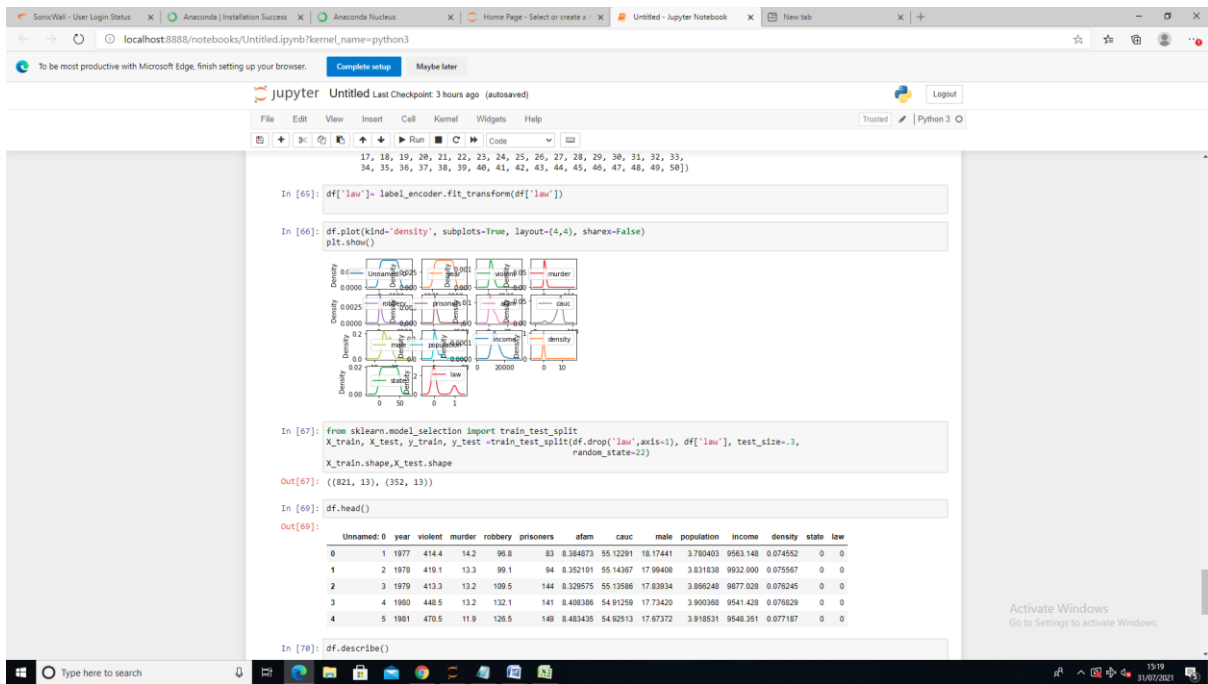


FIGURE-2: Density plot of each attribute details for the Guns dataset

4.1 Results

We utilize 70% of records as the preparation information and the other 30% as the testing information. The results of naïve bayes and multinomial naïve bayes classifiers are compared the on basis of correctly classified instances is shown in the table-1 and same shown in the figure-3 with their corresponding values.

**TABLE 1
 PERFORMANCE OF CLASSIFIERS**

Algorithm	Accuracy	Precision	Recall
Naive Bayes	90.45	91	91
KNN	91.76	92	92

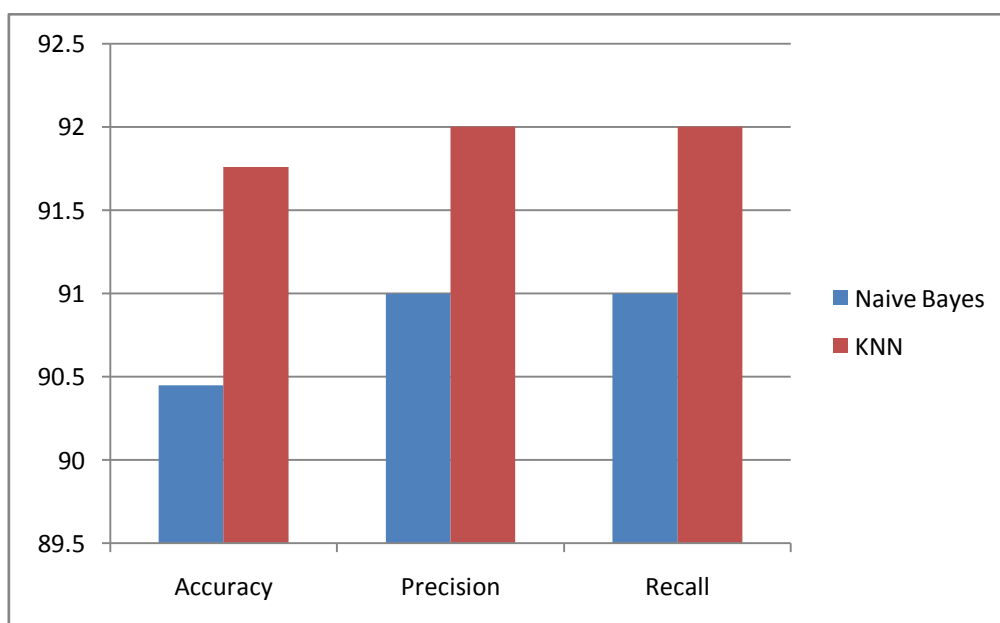


FIGURE 3: Performance of Classifiers

From the figure-3, we notice the exhibition of classification for Naive Bayes 90.45% of accuracy and the KNN has achieved the accuracy of 91.76%. So, the KNN classification has got highest accuracy when compared to Naive Bayes. So, the both algorithms have got highest accuracy, but only 1.31% difference of KNN when compared to Naive Bayes.

V. CONCLUSION

The KNN and Naïve Bayes way to deal with AI is known to have both hypothetical and useful benefits. This paper presents classification Guns dataset utilizing KNN and Naïve Bayes models. Our test results show that KNN has accomplished most noteworthy exactness on Guns dataset when contrasted with KNN. We essentially endeavored to review the turn out achieved for accuracy improvement and execution improvement of KNN.

REFERENCES

- [1] Arthur Chol, NazgolTavabi, Adnan Darwiche, —Structured Features in Naive Bayes Classification], Association for the Advancement of Artificial Intelligence, 2016.
- [2] N. Friedman, D. Geiger, and Goldszmidt M. Bayesian network classifiers. *Machine Learning*, 29:131–163, 1997.
- [3] Ian H. Witten and Eibe Frank. *Data Mining: Practical machine learning tools and techniques*. 2nd ed. San Francisco: Morgan Kaufmann, 2005.
- [4] J.Han and M.Kamber, "Data Mining Concepts and Techniques", The Morgan Kaufman Series in Data Management Systems, 2nd Edition, 2006
- [5] P.-N. Tan, M. Steinbach, and V. Kumar, *Introduction to Data Mining*. Reading, MA: Addison-Wesley, 2005.
- [6] UCI Machine Learning Repository. <http://archive.ics.uci.edu/ml>.