

Rule Based Characterization using Unequivocal and Supportive Classifiers

Esukamatla¹, Anil kumar²

Department of Computer Science, S V University, Tirupati

Abstract— In this paper thinks about the standard classifier's dependent on the assessment measurements. The order is a bit-by-bit strategy for assigning a given piece of info information into any of the given classifications. The objective of this paper is to indicate the best strategy from the principles grouping method under the Zoo dataset and furthermore give a correlation result which can be utilized for additional examination. Breaking down the presentation of three Rules classifiers calculations to be specific JRIP, RIDOR and PART. Execution of rule-based characterization calculations JRIP, RIDOR and PART are thought about and the test study shows that the RIDOR calculation outflanks than different calculations as far as exactness, accuracy and review.

I. INTRODUCTION

With the speedy improvement of data improvement and affiliation headway, various exchanges produce a lot of information dependably. The genuine information can't pass on direct advantages so need to appropriately mine concealed data from gigantic extent of information. Information tunneling manages looking for interesting models or information from monster information. It's anything but's a gigantic assortment of information into information. Information mining is an essential improvement during the time spent information revelation. The information mining has become an intriguing contraption with respect to dissecting information according to substitute point of view and changing over it into significant and basic data [4].

Information mining has been all around applied in the space of clinical finding, Intrusion ID framework, Education, Banking, Fraud divulgence. Get-together is a coordinated learning. Figure and blueprint in information mining are two kinds of information assessment task that is utilized to disengage models depicting information classes or to expect future information plans. Depiction measure has two stages; the first is the learning affiliation where the arranging educational records are investigated by social occasion assessment [5]. The learned model or classifier is introduced as strategy rules or models. The subsequent stage is the utilization of model for social occasion, and test enlightening collections are utilized to assess the accuracy of depiction rules. With the moving of information mining, choice tree expects a basic part during the time spent information mining and information assessment. Building unequivocal and supportive classifiers for tremendous data bases is one of the fundamental tasks of data mining and AI research. Building useful sales structures is one of the central tasks of data mining.

II. CLASSIFICATION

Approach is the way toward finding a model or a cutoff that depicts and sees data classes and examinations, to use the model to predict the classes of things whose class mark isn't known. Data sales can be viewed as a two-stage measure: learning step in which a classifier is made depicting a foreordained plan of classes or insights by disengaging the status set contained edifying rundown tuples and their related names [4][5]. In the resulting improvement model is used for request by first surveying the reasonable accuracy of classifier worked during the basic turn of events. It is done using the test data. The precision of classifier on a given test set tuples is level of tuples that are accurately referenced by the classifier. In case the accuracy is over some acceptable level, the classifier can be used to expect future tuples whose class mark isn't known.

Portrayal is a kind of data evaluation that can be used to make models portraying immense data classes. Technique is a data mining approach used to predict pack income for data models. It is one of the fundamental systems in data mining and is used in various applications, for instance, plan verification, torment affirmation, customer relationship the pioneers, and designated appearing. The goal of the portrayal evaluations is to accumulate a model from a huge load of getting ready data whose target class names are known and consequently this model is used to pack covered cases [6].

Plan is the most normal and most renowned data mining methodologies. Methodology maps data into predefined get-togethers or classes. It is regular proposed as directed getting the hang of thinking about how the classes are settled going prior to taking a gander at the data. Technique is the way toward finding a model that sees data classes, to use the model to expect the class of things whose class name is dull. The picked model relies on the evaluation of a huge load of planning data. Illuminating groupings are rich with masked information that can be used for watchful dynamic.

III. PROCEDURE

Building unequivocal and important classifiers for huge data bases is one of the fundamental endeavors of data mining and AI research. Building useful requesting systems is one of the central tasks of data digging for Rule based arrangement.

3.1 PART

PART calculation is a somewhat basic calculation who doesn't execute worldwide improvement to produce exact standards, however it is rehearsed independently and-vanquish technique, for instance it's anything but a standard, eliminates the occasions it covers, and keeps on making a recursive guideline for occurrences rest until there could be not, at this point the cases is left [2]. The calculation creating sets of rules called 'choice records' which are requested arrangement of rules. Another information is contrasted with each standard in the rundown thusly, and the thing is allotted the class of the main coordinating with rule. PART constructs an incomplete C4.5 choice tree in each iterative and makes the "best" leaf into a standard. The calculation is a blend of C4.5 and RIPPER rule learning.

3.2 RIDOR

Brian R. Gaines and Paul Compton has foster Ridor or Ripple Down Rule student [1]. This calculation produce default decide first and after that it create the exemptions for default rule alongside the least blunder rate. Then, at that point it creates the "best" special cases for every exemption and repeats until unadulterated. Hence, it's anything but a tree-like development of special cases. The special cases are a bunch of decides that anticipate classes other than the default. IREP is utilized to create the exemptions. E. JRip in 1995 JRip was carried out by Cohen, W. W, in this calculation were carried out a propositional rule student, Repeated Incremental Pruning to Produce Error Reduction (RIPPER). Coincidentally, Cohen executing RIPPER [3] to build the exactness of rules by supplanting or updating singular standards. Lessen Error Pruning was utilized where it disengages some information for preparing and chose when prevent from adding more condition to a standard. By utilizing the heuristic dependent on least depiction length as halting rule. Post-preparing steps continued in the acceptance rule reconsidering the guidelines in the evaluations acquired by worldwide pruning system and it works on the precision.

3.3 Ripper estimation

The Repeated Incremental Pruning to Produce Error the Repeated Incremental Pruning to Produce Error Reduction (Ripper) is a portrayal estimation planned to make rules set directly from the readiness dataset. The name is drawn from how the rules are adjusted consistently. Another standard related with a class worth will cover various properties of that class. The computation was expected to be speedy and suitable while overseeing gigantic and rowdy datasets appeared differently in relation to decision trees. During the creating time of the estimation, a voracious approach of learning is applied, for instance every standard is taken in one by one. In datasets with extraordinarily tremendous estimations, this causes over-fitting of the data. This along these lines grows the request botch rate basically if the estimation is attempted with data with missing characteristics [9].

IV. EXPLORATORY RESULTS

In this segment, we led an investigation utilizing Weka application. Weka is a far-reaching set-up of Java class libraries that perform many progressed AI and information mining calculations [29]. We investigate and analyze the exhibition of choice tree calculations to be specific J48, REP Tree, PART, Ridor and JRip. All datasets utilizing standard default ten folds cross approval. Information was arbitrarily separated into ten sections where classes are addressed in roughly a similar extent as in the full dataset.

4.1 Dataset

We have considered the Zoo data from UCI Machine Learning Repository dataset [8]. The Zoo informational index has 101 lines and 18 segments. In this data there are 7 classes, frequencies are shown in the figure-1 and besides the genuine rundown

of every property is presented in figure-2 and figure-3. The standard dataset is disconnected into two sets (70% and 30%), one for planning and another set for testing.

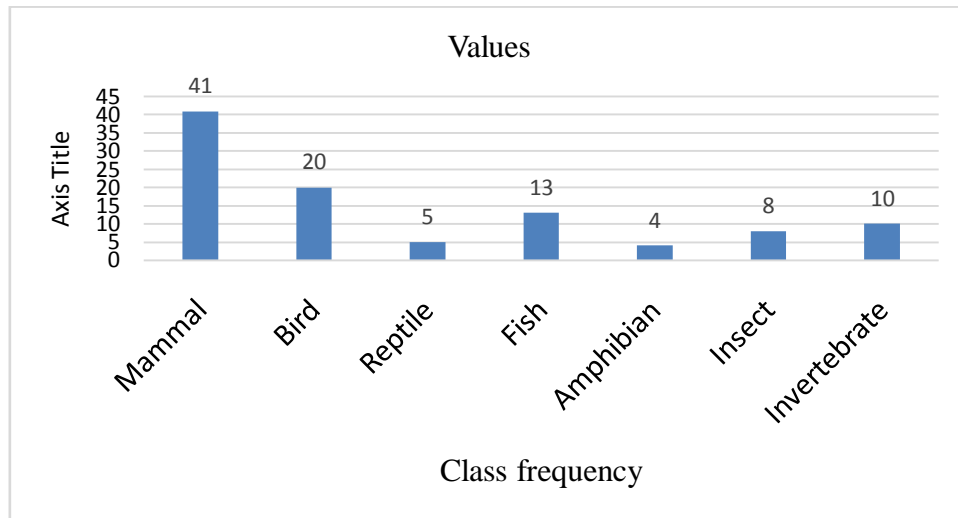


FIGURE 1: Class distribution

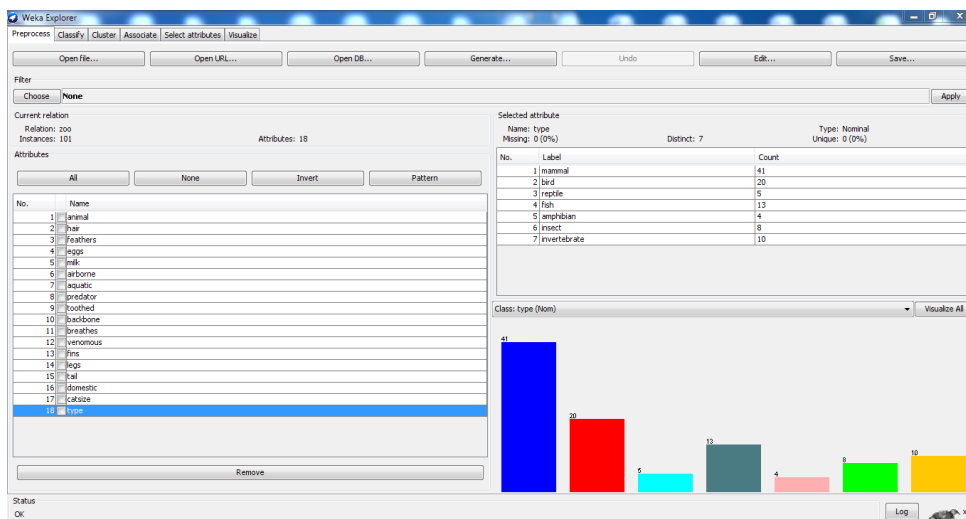


FIGURE 2: Zoo dataset details

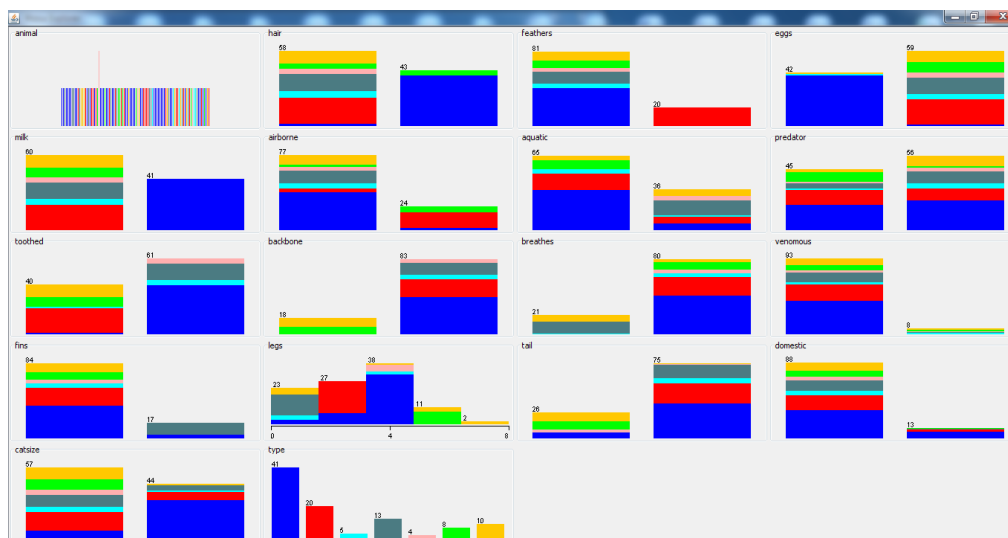


FIGURE 3: Statistical summary

4.2 Results

This segment presents aftereffects of the experimentation arrangement. The interaction is as per the following; it is regulated learning strategy. We prepared the classifiers on the preparation dataset utilizing Stratified Cross-Validation of 10-folds. We have prepared the model using ascribes comprehensive of class credits. As it's anything but an administered model, the model is constructed basing on the class esteems in correspondence to the upsides of traits independently. Weka is utilized for recreation reason. The outcomes accomplished by different experimentation arrangement in Ripper, PART and RIDOR multi-facet perceptron are expounded in figure-4.

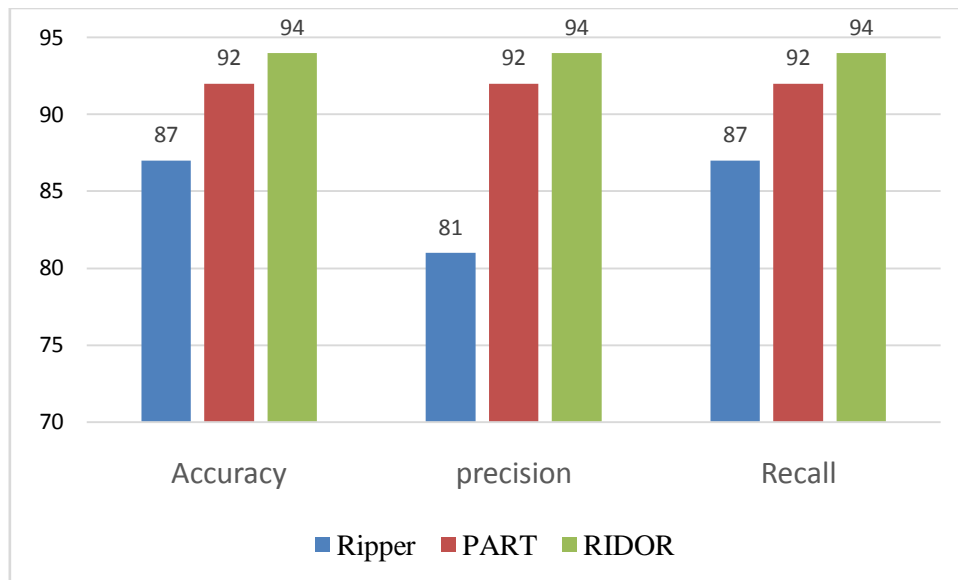


FIGURE 4: Experimental Results

From the figure-4, we notice the display of RIDOR, PART and Ripper computations. The PART has accomplished precision 92% The RIDOR has accomplished 94% exactness, however the presentation of PART with KNN subject to precision has achieved 94.7% and Ripper has accomplished 87% precision. Along these lines, the RIDOR calculation has most noteworthy exactness when contrasted with PART and Ripper.

4.3 Screenshots

The experimental results are shown in the screen shots from the figures-5 to figures-7.

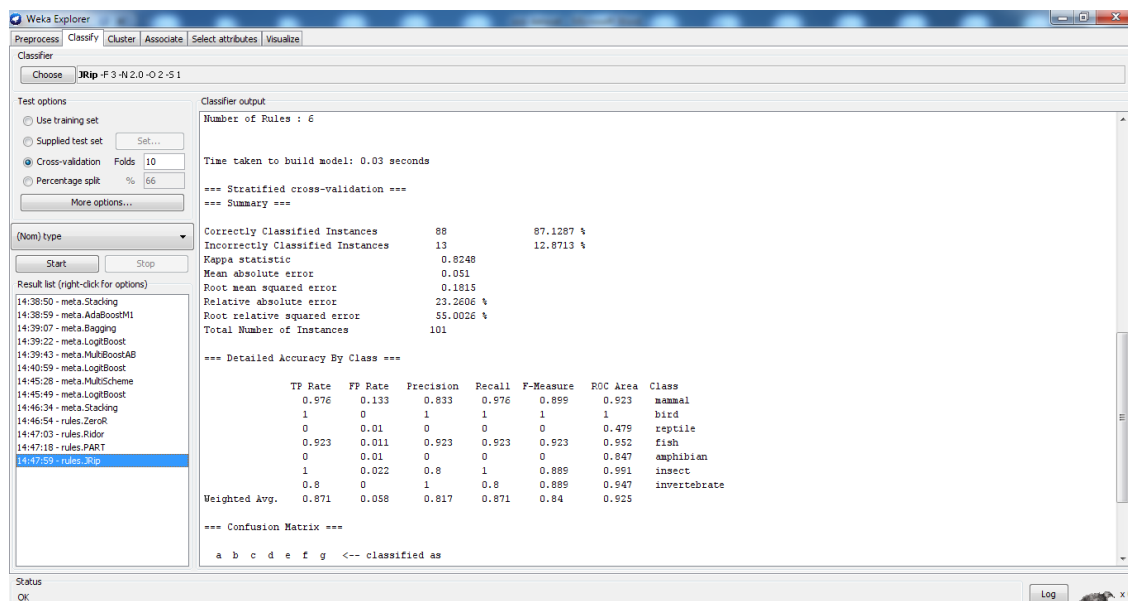


FIGURE-5: Screen shots of Experimental Results

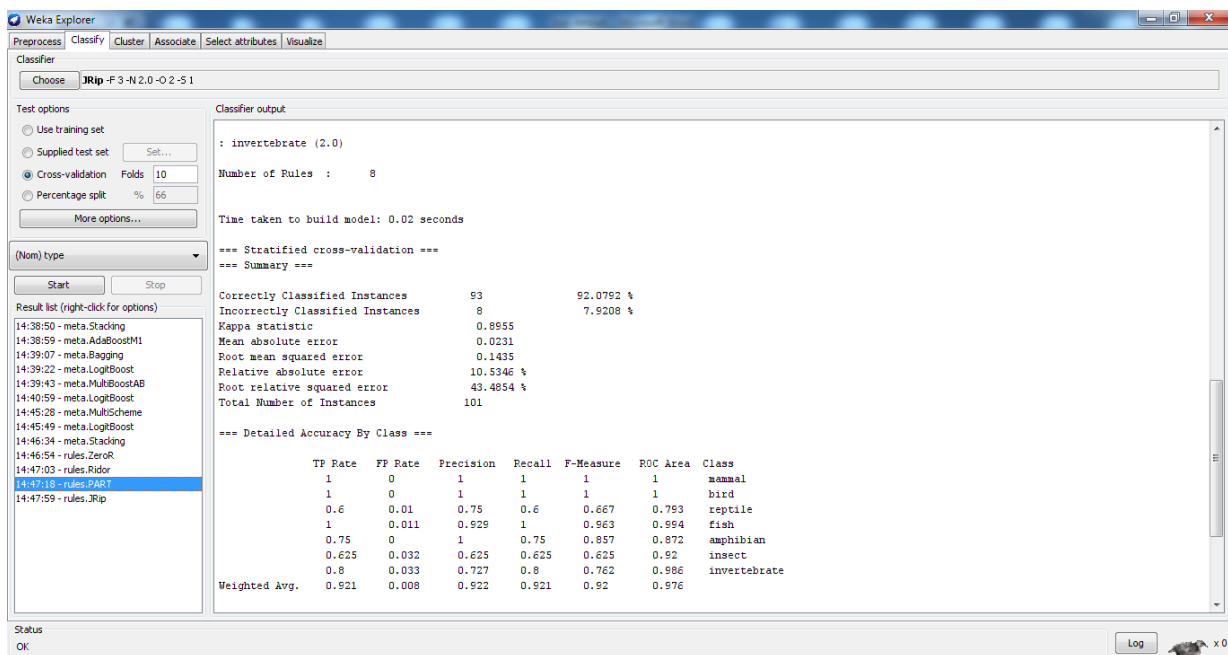


FIGURE 6: Screen shots of Experimental Results

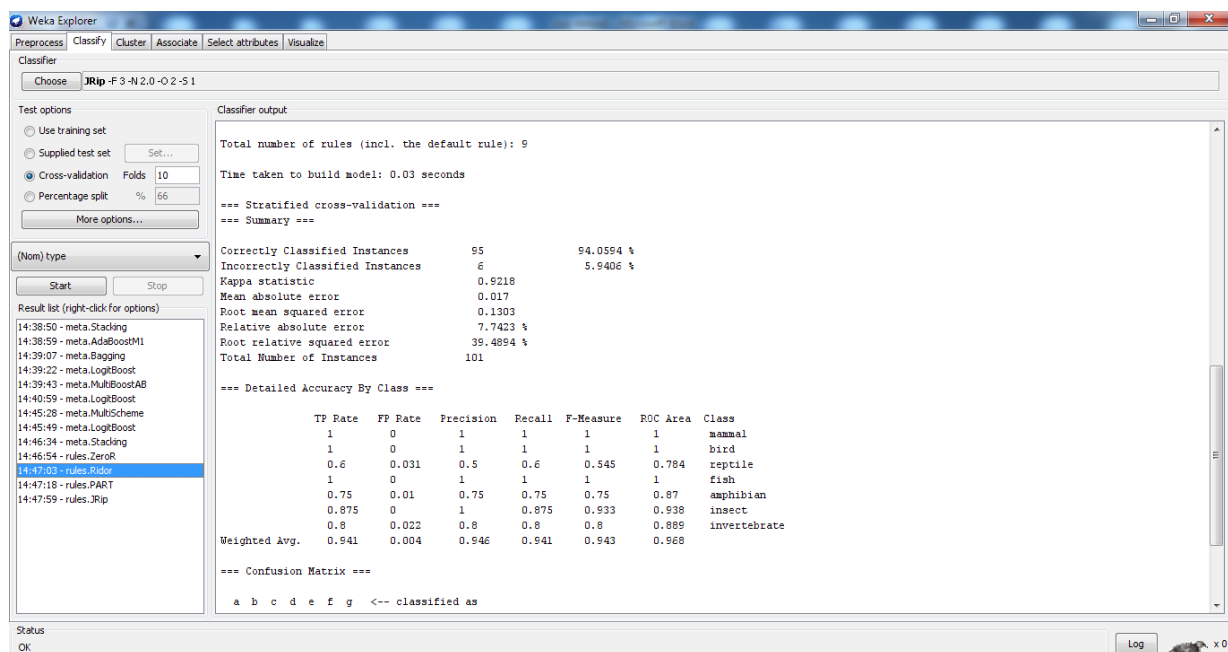


FIGURE 6: Screen shots of Experimental Results

V. CONCLUSION

The point of this examination is to dissect execution of Rule-based arrangement calculations like RIDOR, PART and Ripper. For generally speaking informational index recognition rate for RIDOR is 94% and while PART is 92% and Ripper is 87%. Thus, RIDOR is acceptable classifier as contrast with Ripper and PART classifier. The primary concern to be thought of while picking arrangement calculations is about high precision of grouping, to depict that we need some affirmation about the conditions of misclassification of occasions that will altogether influence the nature of the calculations.

REFERENCES

[1] B. R. Gaines and P. Compton, "Induction of Ripple-Down Rules Applied to Modeling Large Databases," J. Intel. Inf. Syst.. 5(3), pages 211-228, 1995.

- [2] E. Frank and I. H. Witten, "Generating Accurate Rule Sets Without Global Optimization," International Conference on Machine Learning, pages 144-151, 1998
- [3] F. Leon, M. H. Zaharia and D. Galea, "Performance Analysis of Categorization Algorithms," International Symposium on Automatic Control and Computer Science, 2004.
- [4] Ian H. Witten and Eibe Frank. Data Mining: Practical machine learning tools and techniques. 2nd ed. San Francisco: Morgan Kaufmann, 2005.
- [5] J. Han and M. Kamber," Data Mining concepts and Techniques", the Morgan Kaufmann series in Data Management Systems, 2nd ed. San Mateo, CA; Morgan Kaufmann, 2006.
- [6] N. Michael, "Artificial Intelligence - A Guide to Intelligent Systems", 2nd edition, Addison Wesley, 2005.
- [7] P.-N. Tan, M. Steinbach, and V. Kumar, Introduction to Data Mining. Reading, MA: Addison-Wesley, 2005.
- [8] UCI machine learning repository. <http://archive.ics.uci.edu/ml/>.
- [9] Zantema, H., and Bodlaender H. L., Finding Small Equivalent Decision Trees is Hard, International Journal of Foundations of Computer Science, 11(2):343-354, 2000.