

AI Procedures for Programming Deformation and Fixing

V. Malleeswari

Department of Computer Science, Sri Venkateswara University, Tirupati

Abstract— Programming deformation assumption is the most significant progression in colossal programming improvement affiliations where the multi-layered nature of the item task is growing at a remarkable rate. Dispensing the right earnestness level to the defects experienced in tremendous and complex programming endeavors would help the item experts to appoint their resources and plan for subsequent deformation fixing works out. The inspiration driving this work is to survey the introduction of AI systems on programming abandons conjecture using Support Vector Machine, Naive Bayes, Multilayer Perceptron, Random Forest and K-Nearest Neighbor calculations. The presentation of the estimations is surveyed through after execution estimations: precision, exactness and audit. The best result among five computations for overall precision rate was refined by Support Vector Machine model with a speed of 93%. The proposed model is surveyed using PROMISE Software Engineering Repository instructive files. It is obvious from the results that the model has performed very well in expecting high reality programming surrender than in anticipating the distortions of other earnestness levels.

I. INTRODUCTION

Programming flaw conjecture is a fundamental development in programming movement; anticipating the item bug early further develops programming adaption to different circumstances and assembles the resource utilization. Programming blemish conjecture checks where inadequacies are most likely going to occur in the source code. Deformation assumption in writing computer programs is the way toward choosing bits of an item structure that may contain desert [1][3]. It could in like way expect the damaged module in the beginning phase is a certifiable test in programming building. Early distinctive verification of a goof prompts incredible bit of resources and reduces the time and cost of developing an item and first-rate programming. There are number of AI frameworks that have been proposed to programming imperfection estimate issue.

The AI techniques are used generally in programming deficiency assumption issue to predict the imperfection modules subject to credible blemish data, crucial estimations and assorted programming enlisting systems [7][8]. Subsequently, predicting the thing flaws in earlier stage further develops the item quality, reliability and, efficiency and reduces the item cost. Programming distortion conjecture models are created using two methodologies: first, by using quantifiable properties of the item structure called programming estimations and, second, by using blemish data from a tantamount programming adventure. At the point when fabricated, the item assumption model can be associated with future programming adventures, and hereafter specialists can perceive surrender slanted bits of an item structure.

Programming disfigurement assumption is a strategy of expecting code districts that perhaps contain gives up, which can empower architects to allocate their testing tries by first checking possibly carriage code [9][10]. Deformation conjecture is key to ensure reliability of the present broad programming progress. Expecting imperfect units definitely empowers specialists and bosses to sort out their exercises in the item headway cycle and to resolve these issues. In defective programming, a messed-up unit may result various parts that are hard to recognize human systems, for instance, code study. Given the colossal size, number of lines of code and multifaceted design of a typical programming adventure and a significantly more flexible approach is required. Perceiving gives up in programming code in any case ends up being continuously inconvenient in view of the basic create of programming code base in both size and multi-layered nature. The importance and troubles of programming defect gauge have made it a working investigation zone in programming building [11][12]. With predictable designs twisting up dynamically complicated and capricious, midway due to continuously complex necessities, standard programming progression strategies may defy difficulties in satisfying these requirements.

II. MACHINE LEARNING TECHNIQUES

Machine Learning (ML) is a part of man-made consciousness that secures information from preparing information dependent on well-established realities. ML is characterized as an examination that permits PCs to learn information without being modified. There are a few ML strategies embraced to anticipate the assaults in the Test datasets which was utilized to prepare the framework. These calculations were utilized to group the assaults in other to learn an effective procedure in anticipating and ordering assaults. ML methods are grouped into three general classes like administered learning and solo learning. Directed calculations learns for anticipating the item class from pre-marked (grouped) objects. Be that as it may, the unaided

calculation tracks down the normal gathering of articles given as unlabeled information. In this work, the premium is with the accompanying administered learning calculations like Multilayer Perceptron, Support Vector Machine, Random Forest, K-Nearest Neighbor and Naïve Bayes strategies are assessed.

III. METHODOLOGY

At the present time clarified about directed learning procedures like Multilayer Perceptron, Support Vector Machine, Random Forest, K-Nearest Neighbor and Naïve Bayes system models for our Software Defect grouping issue.

3.1 Multilayer Perceptron (MLP)

Multi-facet Perceptron (MLP) is a champion among the most broadly perceived Neural Network plan that has been used for various applications. The MLP organize is commonly made out of different center points or dealing with units, and it is figured out into a movement of somewhere around two layers. The essential layer (or the most diminished layer) is named as an information layer where it gets the external information while the last layer (or the most surprising layer) is a yield layer where the response for the issue is gotten. The disguised layer is the widely appealing layer in the information layer and the yield layer, and may frame with something like one layer. The arrangement of MLP could be communicated as a nonlinear improvement issue. The objective of MLP learning is to find the best loads that limit the differentiation between the information and the yield [5]. The most pervasive getting ready computation used in NN is Back inducing (BP), and it has been used in dealing with various issues in model affirmation and portrayal. This estimation depends on a couple of boundaries, for instance, different covered centers at the hid layers learning rate, energy rate, actuation work and the quantity of preparing to happen. Moreover, these boundaries could change the presentation on the gaining from awful to great precision [10].

3.2 Naive Bayes

The Naive Bayes is a smart technique for creation of quantifiable perceptive models [6]. NB relies upon the Bayesian speculation. This portrayal system examinations the association between every trademark and the class for every guide to surmise an unexpected probability for the associations between the quality characteristics and the class [5]. During setting up, the probability of each class is figured by counting how oftentimes it occurs in the planning dataset. This is known as the "prior probability" $P(C=c)$. Despite the previous probability, the estimation also enlists the probability for the event x given c with the doubt that the characteristics are free. This probability transforms into the consequence of the probabilities of each single characteristic. The probabilities would then have the option to be assessed from the frequencies of the events in the readiness set.

3.3 Support Vector Machines (SVM)

SVMs are a ton of related directed learning procedures that take apart data and see plans, used for request and backslide assessment. SVM is an estimation that undertakings to find a straight separator (hyper-plane) between the data reasons for two classes in multidimensional space. SVM addresses a learning methodology which adheres to principles of quantifiable learning speculation [5][6]. All around, the rule considered SVM begins from combined portrayal, to be explicit to find a hyperplane as a division of the two classes to restrict the gathering bungle. The SVM finds the hyperplane using support vectors and edges.

3.4 K-Nearest Neighbor (KNN)

The K-Nearest-Neighbors (KNN) is a straightforward however compelling strategy for arrangement. The KNN calculation is a strategy for grouping objects dependent on nearest preparing models in the component space. KNN is a sort of occasion based learning, or apathetic realizing where the capacity is just approximated locally and all calculation is conceded until grouping [6]

For an information record D to be ordered, its K closest neighbors are recovered, and these structures a neighborhood of D . Larger part casting a ballot among the information records in the area is generally used to choose the order for D with or without thought of distance-based weighting. In any case, to apply KNN we need to pick a suitable incentive for K , and the achievement of grouping is a lot of wards on this worth. The significant disadvantages regarding KNN are (1) its low productivity - being a languid learning strategy denies it in numerous applications, for example, dynamic web digging for a huge vault, and (2) its reliance on the choice of a "great worth" for K .

3.5 Random Forest

Discretionary forest area is a gathering learning system dependent upon depiction and break faith trees. Each tree is prepared on a bootstrap test, and ideal segments at each split are seen from a self-self-assured subset thing being what they are. Notwithstanding suspicion, self-confident trees can be utilized to evaluate variable significance measures to rank components by sensible significance. The sporadic forest area is utilized to get the fragment arranging qualities, and these attributes are applied to pick which features are disposed of in every emphasis of the assessment [2]. The structure consolidates the progression of a gigantic number of decision trees and inside unusual trees; haphazardness is utilized in the going with ways: first thing, every decision tree is created utilizing another bootstrap test. Also, during the improvement of every choice tree, each middle split consolidates the inconsistent affirmation of a subset of k segments, of which the best split is settled. It is particularly useful for monstrous datasets with a couple of data features since it reduces the commotion, diverse nature and running period of the assessment

IV. EXPERIMENTAL RESULTS

The objective of this space is to survey five AI computations with respect to execution systems. A total report has been coordinated to evaluate estimate execution of five ML computations using Software Defects dataset gotten from PROMISE Software Engineering Repository dataset which is obtained from NASA's Metrics Data Program data vault [4]. This is KC1 which is a C++ program that is included sound get-togethers of PC programming sections inside a gigantic ground system. The dataset subtleties are displayed in table-1 and the Statistical outline of the dataset as displayed in the figure-1.

TABLE 1
PROMISE SOFTWARE ENGINEERING REPOSITORY DATASET

S. No	Dataset	No. of Features	No. of Instances	Class Division
1	KC1/software defect prediction	22	2109	Defective_326 Non-defective_1783

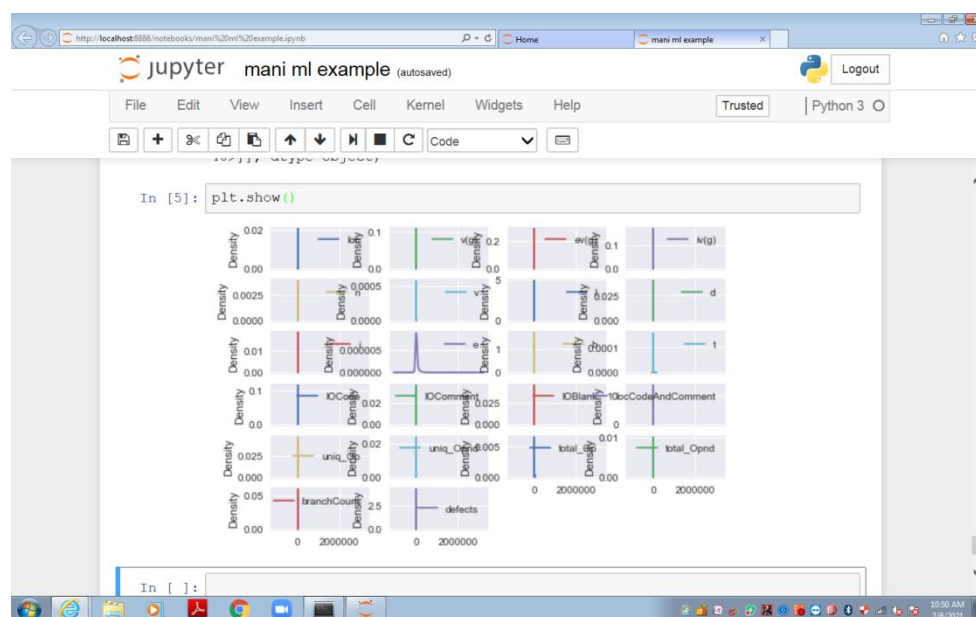


FIGURE 1: Statistical summary of the dataset

We have utilized Python programming to analysis of proposed structure. To support the gauge delayed consequences of the assessment of the proposed procedure, the 10-cover cross endorsement is used. The k -cover cross endorsement is regularly used to decrease the error came about due to unpredictable reviewing in the connection of the accuracy of different assumption models. The current appraisal isolated the data into ten folds where 1 wrinkle was for trying and nine folds were getting ready for the 10-overlay cross endorsement.

The dataset is separated in two sets. The planning set is 70% and the remaining 30% are used for testing. We have used the Python Programming to investigate five ML course of action estimations. We survey our five models using assorted

execution estimations like Accuracy, Precision and Recall, the Experimental results are showed up in the table-2 and same showed up in the Figure-2.

TABLE 2
PERFORMANCE OF ML CLASSIFIERS

Algorithm	Accuracy	Precision	Recall
KNN	82	81	82
Naïve Bayes	85	92	85
Random Forest	89	81	89
MLP	87	76	87
SVM	93	94	93

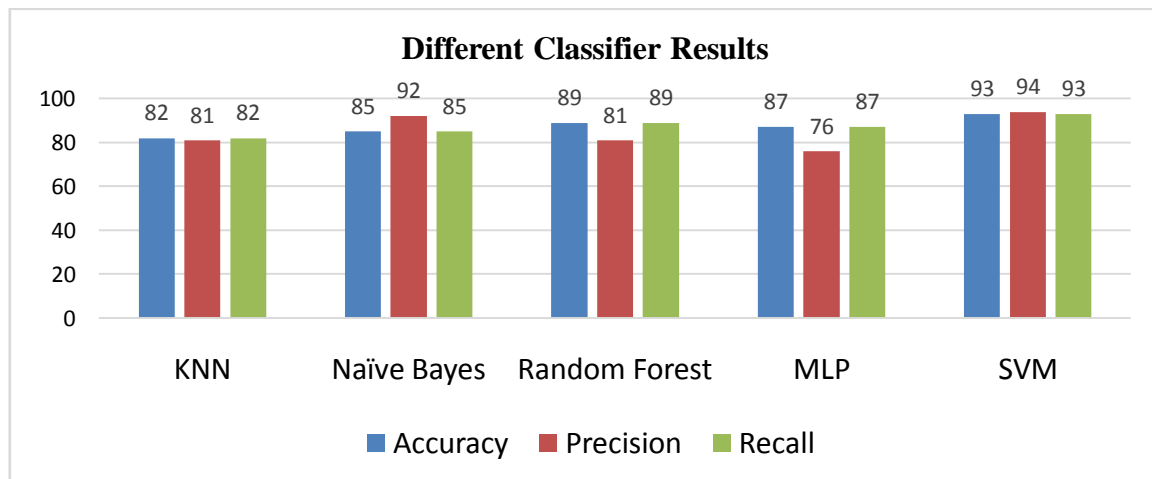


FIGURE 2: Results of different Classifiers

We find in the Figure-2, the introduction of the KNN estimation has accomplished 82% precision, Naïve Bayes has achieved 85%, Random Forest model has achieved 89%, MLP has 87% and SVM model has accomplished 93%. As the result from assessment among the five computations, we find that most vital precision of Classification model is SVM (93%). Precisely when veered from exactness and survey are in addition higher in the SVM model when appeared differently in relation to other four models.

The Experimental Results of SVM and KNN models screen shots are displayed in the figure-3 and figure-4.

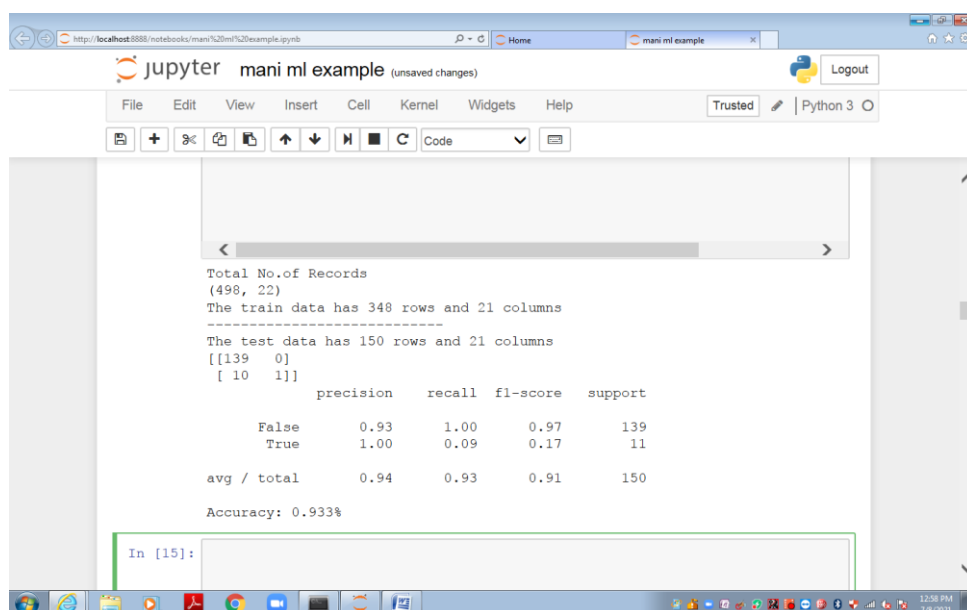


FIGURE-3: Experimental Results Screen Shot of SVM

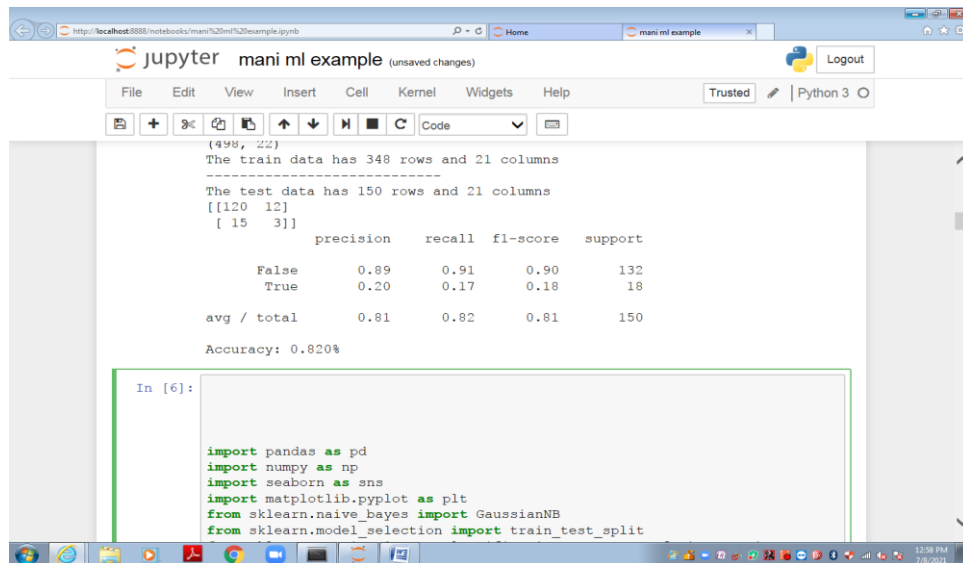


FIGURE 4: Experimental Results Screen Shot of KNN

V. CONCLUSION

Since beginning and early area of insufficient programming parts urges programming experts to preferably benefit by time and resources, extends unfaltering quality and further develops programming control measure, this paper tried to propose a novel technique to work on the exactness of expecting defective programming portions. The proposed system is to manufacture an exact classifier to expect if a Software Project will surrender or non-deficient. Considering the examination of the results, SVM has a most raised figure precision of 93%.

REFERENCES

- [1] B. Ghotra, S. McIntosh, and A. E. Hassan, "Revisiting the impact of classification techniques on the performance of defect prediction models," in Proceedings of the 37th International Conference on Software Engineering-Volume 1, pp. 789-800, 2015, IEEE Press
- [2] Breiman L. Random forests. Mach Learn 2001; 45:5-32
- [3] Goseva-Popstojanova, Katerina, Mohammad Ahmad, and Yasser Alshehri. "Software fault proneness prediction with group lasso regression: on factors that affect classification performance." In 2019 IEEE 43rd Annual Computer Software and Applications Conference (COMPSAC), vol. 2, pp. 336-343. IEEE, 2019
- [4] <http://promise.site.uottawa.ca/SERepository>
- [5] Ian H. Witten and Eibe Frank. Data Mining: Practical machine learning tools and techniques. 2nd ed. San Francisco: Morgan Kaufmann, 2005.
- [6] J. Han and M. Kamber, "Data Mining concepts and Techniques", the Morgan Kaufmann series in Data Management Systems, 2nd ed. San Mateo, CA; Morgan Kaufmann, 2006.
- [7] Kitchenham, B.A. Guidelines for Performing Systematic Literature Review in Software Engineering; Technical Report EBSE-2007-001; Keele University and Durham University: Staffordshire, UK, 2007
- [8] M. Shepperd, D. Bowes, and T. Hall, "Researcher Bias: the use of machine learning in software defect prediction," IEEE Transactions on Software Engineering, vol. 40, no. 6, pp. 603-616, 2014.
- [9] R. Rana, M. Staron, C. Berger, J. Hansson, M. Nilsson, and W. Meding, "Analyzing defect inflow distribution and applying Bayesian inference method for software defect prediction in large software projects," Journal of Systems and Software, vol. 117, pp. 229-244, 2016
- [10] S. Haykin, Neural Networks – A Comprehensive Foundation, 2nd Edition, Pearson Education, Inc., Upper Saddle River, New Jersey 07458, 2000
- [11] T. Menzies, Z. Milton, B. Turhan, B. Cukic, Y. Jiang, and A. Bener, "Defect prediction from static code features: current results, limitations, new approaches," Automated Software Engineering, vol. 17, no. 4, pp. 375-407, 2010.
- [12] Y. Zhou, B. Xu, and H. Leung, "On the ability of complexity metrics to predict fault-prone classes in object-oriented systems," Journal of Systems and Software, vol. 83, no. 4, pp. 660-674, 2010.