



**IJOER**  
RESEARCH JOURNAL

ISSN

2395-6992

# International Journal of Engineering Research & Science

[www.ijoer.com](http://www.ijoer.com)

[www.adpublications.org](http://www.adpublications.org)

Volume-7! Issue-8! August, 2021

[www.ijoer.com](http://www.ijoer.com) ! [info@ijoer.com](mailto:info@ijoer.com)

## Preface

We would like to present, with great pleasure, the inaugural volume-7, Issue-8, August 2021, of a scholarly journal, *International Journal of Engineering Research & Science*. This journal is part of the AD Publications series *in the field of Engineering, Mathematics, Physics, Chemistry and science Research Development*, and is devoted to the gamut of Engineering and Science issues, from theoretical aspects to application-dependent studies and the validation of emerging technologies.

This journal was envisioned and founded to represent the growing needs of Engineering and Science as an emerging and increasingly vital field, now widely recognized as an integral part of scientific and technical investigations. Its mission is to become a voice of the Engineering and Science community, addressing researchers and practitioners in below areas

Chemical Engineering	
Biomolecular Engineering	Materials Engineering
Molecular Engineering	Process Engineering
Corrosion Engineering	
Civil Engineering	
Environmental Engineering	Geotechnical Engineering
Structural Engineering	Mining Engineering
Transport Engineering	Water resources Engineering
Electrical Engineering	
Power System Engineering	Optical Engineering
Mechanical Engineering	
Acoustical Engineering	Manufacturing Engineering
Optomechanical Engineering	Thermal Engineering
Power plant Engineering	Energy Engineering
Sports Engineering	Vehicle Engineering
Software Engineering	
Computer-aided Engineering	Cryptographic Engineering
Teletraffic Engineering	Web Engineering
System Engineering	
Mathematics	
Arithmetic	Algebra
Number theory	Field theory and polynomials
Analysis	Combinatorics
Geometry and topology	Topology
Probability and Statistics	Computational Science
Physical Science	Operational Research
Physics	
Nuclear and particle physics	Atomic, molecular, and optical physics
Condensed matter physics	Astrophysics
Applied Physics	Modern physics
Philosophy	Core theories

Chemistry	
Analytical chemistry	Biochemistry
Inorganic chemistry	Materials chemistry
Neurochemistry	Nuclear chemistry
Organic chemistry	Physical chemistry
Other Engineering Areas	
Aerospace Engineering	Agricultural Engineering
Applied Engineering	Biomedical Engineering
Biological Engineering	Building services Engineering
Energy Engineering	Railway Engineering
Industrial Engineering	Mechatronics Engineering
Management Engineering	Military Engineering
Petroleum Engineering	Nuclear Engineering
Textile Engineering	Nano Engineering
Algorithm and Computational Complexity	Artificial Intelligence
Electronics & Communication Engineering	Image Processing
Information Retrieval	Low Power VLSI Design
Neural Networks	Plastic Engineering

Each article in this issue provides an example of a concrete industrial application or a case study of the presented methodology to amplify the impact of the contribution. We are very thankful to everybody within that community who supported the idea of creating a new Research with IJOER. We are certain that this issue will be followed by many others, reporting new developments in the Engineering and Science field. This issue would not have been possible without the great support of the Reviewer, Editorial Board members and also with our Advisory Board Members, and we would like to express our sincere thanks to all of them. We would also like to express our gratitude to the editorial staff of AD Publications, who supported us at every stage of the project. It is our hope that this fine collection of articles will be a valuable resource for *IJOER* readers and will stimulate further research into the vibrant area of Engineering and Science Research.



Mukesh Arora  
(Chief Editor)

## **Board Members**

### **Mr. Mukesh Arora (Editor-in-Chief)**

BE(Electronics & Communication), M.Tech(Digital Communication), currently serving as Assistant Professor in the Department of ECE.

### **Prof. Dr. Fabricio Moraes de Almeida**

Professor of Doctoral and Master of Regional Development and Environment - Federal University of Rondonia.

### **Dr. Parveen Sharma**

Dr Parveen Sharma is working as an Assistant Professor in the School of Mechanical Engineering at Lovely Professional University, Phagwara, Punjab.

### **Prof. S. Balamurugan**

Department of Information Technology, Kalaingar Karunanidhi Institute of Technology, Coimbatore, Tamilnadu, India.

### **Dr. Omar Abed Elkareem Abu Arqub**

Department of Mathematics, Faculty of Science, Al Balqa Applied University, Salt Campus, Salt, Jordan, He received PhD and Msc. in Applied Mathematics, The University of Jordan, Jordan.

### **Dr. AKPOJARO Jackson**

Associate Professor/HOD, Department of Mathematical and Physical Sciences, Samuel Adegboyega University, Ogwa, Edo State.

### **Dr. Ajoy Chakraborty**

Ph.D.(IIT Kharagpur) working as Professor in the department of Electronics & Electrical Communication Engineering in IIT Kharagpur since 1977.

### **Dr. Ukar W. Soelistijo**

Ph D, Mineral and Energy Resource Economics, West Virginia State University, USA, 1984, retired from the post of Senior Researcher, Mineral and Coal Technology R&D Center, Agency for Energy and Mineral Research, Ministry of Energy and Mineral Resources, Indonesia.

### **Dr. Samy Khalaf Allah Ibrahim**

PhD of Irrigation &Hydraulics Engineering, 01/2012 under the title of: "Groundwater Management under Different Development Plans in Farafra Oasis, Western Desert, Egypt".

### **Dr. Ahmet ÇİFCİ**

Ph.D. in Electrical Engineering, Currently Serving as Head of Department, Burdur Mehmet Akif Ersoy University, Faculty of Engineering and Architecture, Department of Electrical Engineering.

## **Dr. M. Varatha Vijayan**

Annauniversity Rank Holder, Commissioned Officer Indian Navy, Ncc Navy Officer (Ex-Serviceman Navy), Best Researcher Awardee, Best Publication Awardee, Tamilnadu Best Innovation & Social Service Awardee From Lions Club.

## **Dr. Mohamed Abdel Fatah Ashabrawy Moustafa**

PhD. in Computer Science - Faculty of Science - Suez Canal University University, 2010, Egypt.

Assistant Professor Computer Science, Prince Sattam bin AbdulAziz University ALkharj, KSA.

## **Prof.S.Balamurugan**

Dr S. Balamurugan is the Head of Research and Development, Quants IS & CS, India. He has authored/co-authored 35 books, 200+ publications in various international journals and conferences and 6 patents to his credit. He was awarded with Three Post-Doctoral Degrees - Doctor of Science (D.Sc.) degree and Two Doctor of Letters (D.Litt) degrees for his significant contribution to research and development in Engineering.

## **Dr. Mahdi Hosseini**

Dr. Mahdi did his Pre-University (12<sup>th</sup>) in Mathematical Science. Later he received his Bachelor of Engineering with Distinction in Civil Engineering and later he Received both M.Tech. and Ph.D. Degree in Structural Engineering with Grade "A" First Class with Distinction.

## **Dr. Anil Lamba**

Practice Head – Cyber Security, EXL Services Inc., New Jersey USA.

Dr. Anil Lamba is a researcher, an innovator, and an influencer with proven success in spearheading Strategic Information Security Initiatives and Large-scale IT Infrastructure projects across industry verticals. He has helped bring about a profound shift in cybersecurity defense. Throughout his career, he has parlayed his extensive background in security and a deep knowledge to help organizations build and implement strategic cybersecurity solutions. His published researches and conference papers has led to many thought provoking examples for augmenting better security.

## **Dr. Ali İhsan KAYA**

Currently working as Associate Professor in Mehmet Akif Ersoy University, Turkey.

**Research Area:** Civil Engineering - Building Material - Insulation Materials Applications, Chemistry - Physical Chemistry – Composites.

## **Dr. Parsa Heydarpour**

Ph.D. in Structural Engineering from George Washington University (Jan 2018), GPA=4.00.

## **Dr. Heba Mahmoud Mohamed Afify**

Ph.D degree of philosophy in Biomedical Engineering, Cairo University, Egypt worked as Assistant Professor at MTI University.

### **Dr. Aurora Angela Pisano**

Ph.D. in Civil Engineering, Currently Serving as Associate Professor of Solid and Structural Mechanics (scientific discipline area nationally denoted as ICAR/08—"Scienza delle Costruzioni"), University Mediterranea of Reggio Calabria, Italy.

### **Dr. Faizullah Mahar**

Associate Professor in Department of Electrical Engineering, Balochistan University Engineering & Technology Khuzdar. He is PhD (Electronic Engineering) from IQRA University, Defense View, Karachi, Pakistan.

### **Prof. Viviane Barrozo da Silva**

Graduated in Physics from the Federal University of Paraná (1997), graduated in Electrical Engineering from the Federal University of Rio Grande do Sul - UFRGS (2008), and master's degree in Physics from the Federal University of Rio Grande do Sul (2001).

### **Dr. S. Kannadhasan**

Ph.D (Smart Antennas), M.E (Communication Systems), M.B.A (Human Resources).

### **Dr. Christo Ananth**

Ph.D. Co-operative Networks, M.E. Applied Electronics, B.E Electronics & Communication Engineering Working as Associate Professor, Lecturer and Faculty Advisor/ Department of Electronics & Communication Engineering in Francis Xavier Engineering College, Tirunelveli.

### **Dr. S.R.Boselin Prabhu**

Ph.D, Wireless Sensor Networks, M.E. Network Engineering, Excellent Professional Achievement Award Winner from Society of Professional Engineers Biography Included in Marquis Who's Who in the World (Academic Year 2015 and 2016). Currently Serving as Assistant Professor in the department of ECE in SVS College of Engineering, Coimbatore.

### **Dr. PAUL P MATHAI**

Dr. Paul P Mathai received his Bachelor's degree in Computer Science and Engineering from University of Madras, India. Then he obtained his Master's degree in Computer and Information Technology from Manonmanium Sundaranar University, India. In 2018, he received his Doctor of Philosophy in Computer Science and Engineering from Noorul Islam Centre for Higher Education, Kanyakumari, India.

### **Dr. M. Ramesh Kumar**

Ph.D (Computer Science and Engineering), M.E (Computer Science and Engineering).

Currently working as Associate Professor in VSB College of Engineering Technical Campus, Coimbatore.

### **Dr. Maheshwar Shrestha**

Postdoctoral Research Fellow in DEPT. OF ELE ENGG & COMP SCI, SDSU, Brookings, SD  
Ph.D, M.Sc. in Electrical Engineering from SOUTH DAKOTA STATE UNIVERSITY, Brookings, SD.

### **Dr. D. Amaranatha Reddy**

Ph.D. (Postdoctoral Fellow, Pusan National University, South Korea), M.Sc., B.Sc. : Physics.

## **Dr. Dibya Prakash Rai**

Post Doctoral Fellow (PDF), M.Sc., B.Sc., Working as Assistant Professor in Department of Physics in Pachhunga University College, Mizoram, India.

## **Dr. Pankaj Kumar Pal**

Ph.D R/S, ECE Deptt., IIT-Roorkee.

## **Dr. P. Thangam**

PhD in Information & Communication Engineering, ME (CSE), BE (Computer Hardware & Software), currently serving as Associate Professor in the Department of Computer Science and Engineering of Coimbatore Institute of Engineering and Technology.

## **Dr. Pradeep K. Sharma**

PhD., M.Phil, M.Sc, B.Sc, in Physics, MBA in System Management, Presently working as Provost and Associate Professor & Head of Department for Physics in University of Engineering & Management, Jaipur.

## **Dr. R. Devi Priya**

Ph.D (CSE), Anna University Chennai in 2013, M.E, B.E (CSE) from Kongu Engineering College, currently working in the Department of Computer Science and Engineering in Kongu Engineering College, Tamil Nadu, India.

## **Dr. Sandeep**

Post-doctoral fellow, Principal Investigator, Young Scientist Scheme Project (DST-SERB), Department of Physics, Mizoram University, Aizawl Mizoram, India- 796001.

## **Dr. Roberto Volpe**

Faculty of Engineering and Architecture, Università degli Studi di Enna "Kore", Cittadella Universitaria, 94100 – Enna (IT).

## **Dr. S. Kannadhasan**

Ph.D (Smart Antennas), M.E (Communication Systems), M.B.A (Human Resources).

**Research Area:** Engineering Physics, Electromagnetic Field Theory, Electronic Material and Processes, Wireless Communications.

## **Mr. Amit Kumar**

Amit Kumar is associated as a Researcher with the Department of Computer Science, College of Information Science and Technology, Nanjing Forestry University, Nanjing, China since 2009. He is working as a State Representative (HP), Spoken Tutorial Project, IIT Bombay promoting and integrating ICT in Literacy through Free and Open Source Software under National Mission on Education through ICT (NMEICT) of MHRD, Govt. of India; in the state of Himachal Pradesh, India.

## **Mr. Tanvir Singh**

Tanvir Singh is acting as Outreach Officer (Punjab and J&K) for MHRD Govt. of India Project: Spoken Tutorial - IIT Bombay fostering IT Literacy through Open Source Technology under National Mission on Education through ICT (NMEICT). He is also acting as Research Associate since 2010 with Nanjing Forestry University, Nanjing, Jiangsu, China in the field of Social and Environmental Sustainability.

## **Mr. Abilash**

M.Tech in VLSI, BTech in Electronics & Telecommunication engineering through A.M.I.E.T.E from Central Electronics Engineering Research Institute (C.E.E.R.I) Pilani, Industrial Electronics from ATI-EPI Hyderabad, IEEE course in Mechatronics, CSHAM from Birla Institute Of Professional Studies.

## **Mr. Varun Shukla**

M.Tech in ECE from RGPV (Awarded with silver Medal By President of India), Assistant Professor, Dept. of ECE, PSIT, Kanpur.

## **Mr. Shrikant Harle**

Presently working as a Assistant Professor in Civil Engineering field of Prof. Ram Meghe College of Engineering and Management, Amravati. He was Senior Design Engineer (Larsen & Toubro Limited, India).

## **Zairi Ismael Rizman**

Senior Lecturer, Faculty of Electrical Engineering, Universiti Teknologi MARA (UiTM) (Terengganu) Malaysia Master (Science) in Microelectronics (2005), Universiti Kebangsaan Malaysia (UKM), Malaysia. Bachelor (Hons.) and Diploma in Electrical Engineering (Communication) (2002), UiTM Shah Alam, Malaysia.

## **Mr. Ronak**





**Qualification:** M.Tech. in Mechanical Engineering (CAD/CAM), B.E.

Presently working as a Assistant Professor in Mechanical Engineering in ITM Vocational University, Vadodara. Mr. Ronak also worked as Design Engineer at Finstern Engineering Private Limited, Makarpura, Vadodara.



# Table of Contents

Volume-7, Issue-8, August 2021

S. No	Title	Page No.
1	<b>Credit Card Fraud Detection using SMOTE and Ensemble Methods</b> <b>Authors:</b> Yiquan Xiao, Jinguo Lian  <b>DOI:</b> <a href="https://dx.doi.org/10.5281/zenodo.5335978">https://dx.doi.org/10.5281/zenodo.5335978</a>  <b>DIN Digital Identification Number:</b> IJOER-AUG-2021-3	<b>01-09</b>
2	<b>Assessment of Some Heavy Metals as Contaminants in Petroleum Contaminated Soils of Eleme, Port Harcourt Nigeria</b> <b>Authors:</b> U.P Ojukwu, A.N Eboatu  <b>DOI:</b> <a href="https://dx.doi.org/10.5281/zenodo.5335980">https://dx.doi.org/10.5281/zenodo.5335980</a>  <b>DIN Digital Identification Number:</b> IJOER-AUG-2021-4	<b>10-13</b>

# Credit Card Fraud Detection using SMOTE and Ensemble Methods

Yiquan Xiao<sup>1\*</sup>, Jinguo Lian<sup>2</sup>

<sup>1</sup>College of Information & Computer Sciences, University of Massachusetts Amherst, USA

<sup>2</sup>Department of Mathematics and Statistics, University of Massachusetts Amherst, USA

\*Corresponding Author

Received: 23 July 2021/ Revised: 04 August 2021/ Accepted: 12 August 2021/ Published: 31-08-2021

Copyright © 2021 International Journal of Engineering Research and Science

This is an Open-Access article distributed under the terms of the Creative Commons Attribution Non-Commercial License (<https://creativecommons.org/licenses/by-nc/4.0>) which permits unrestricted Non-commercial use, distribution, and reproduction in any medium, provided the original work is properly cited.

**Abstract**— We focused on the study of using math modeling and machine learning to do big data analysis, therefore to detect Credit card fraud, which is one of the serious issues in real life. In order to detect credit card fraud, after reviewed many recent research, we chose the most popular models among credit card fraud detection, which are Random Forest (RF), and ANN with multi-layers (DNN). We evaluated the accuracy and recall of these models in detecting credit card fraud with or without SMOTE, and found out that there is no significant improvement in the accuracy of these models with or without SMOTE training, but RF with SOMTE has a little bit vantage than others. There is a significant improvement in recall of these three models with SMOTE training. Especially, with SMOTE training, ANN or DNN is of better performance in the recall than RF. Therefore, we combine RF and DNN to generate a hybrid model so that it produces better stability in accuracy and recall. The study discovered that neural network models have greater potential for finding abnormal data in the big data stream. This has important guiding significance for what mathematical model that credit card companies use to monitor the cash flow and remind customers of the possible risk of credit card fraud.

**Keywords**— Artificial Neural Network, Credit Card Fraud Detection, Hybrid Model, Random Forest, SMOTE.

## I. INTRODUCTION

Credit cards are convenient to use and easy to carry. It not only supports off-line payment, but also online payment. With the development of internet technology, more and more people are using credit cards. Nowadays, most people choose to use credit cards for transactions. However, with the growth in the use of credit card transactions, credit card fraud is also on the rise.

To reduce the growing number of credit card frauds, many methods have been developed to detect the fraud. Among them, machine learning models have been proved to be good solutions for credit card fraud detection. There are various machine learning models, either supervised or unsupervised, such as logistic regression, support vector machine (SVM), random forest (RF), k-nearest neighbor, and k-means clustering. Besides these models, Neural networks became popular in recent years, and it was proved to be powerful in many fields, including credit card fraud detection. In 2014, Sitaram patel and Sunita Gond found that the SVM algorithm with user profile instead of only spending profile can improve TP (true positive), TN (true negative) rate, and decreases the FP (false positive) & FN (false negative) rate [7]. In 2017, S. Akila and U. Srinivasulu Reddy analyzed the internal factors that affect the abnormal data found in the credit card transaction and tried to find a way to eliminate these factors. Simulation experiments proved that Non-overlapped Risk based Bagged Ensemble model (NRBE) can improve performances of 5% in terms of BCR and BER, 50% in terms of Recall and 2X to 2.5X times reduced cost [1]. Their research provided an idea for later research, that is, a new method can be used to re-sample existing historical data to generate more efficient training data, thereby improving the accuracy and recall of detecting credit card fraud. In 2019, Devi Meenakshi. B, Janani. B, Gayathri. S, and Mrs. Indira. N discovered that the RF can improve the

accuracy of detecting fraud, even if some data has been missing or has not been scaled well. The RF algorithm will perform better with a larger number of training data, but speed during testing and application will suffer [6]. Simi M.J. evaluated three machine learning supervised algorithms: RF, SVM and ANN, and pointed out their respective pros and cons, and concluded that ANN has the best performance [4]. In 2020, Altyeb Altaher Taha and Sharaf Jameel Malebary explored a new algorithm-an optimized light gradient boosting machine (OLightGBM) to detect fraud in credit card transactions and used F1-score as an indicator to evaluate the quality of an algorithm [12]. In 2021, Asha RB and Suresh Kumar KR confirmed again that ANN machine learning algorithms are of better accuracy than the unsupervised learning algorithms [9].

On the basis of summarizing previous studies, we evaluate the performance in detecting credit card fraud of three models: RF model, ANN model (with 1 hidden layer) and DNN model with or without SMOTE. It turns out that these three models with SMOTE are all of better performance than ones without SMOTE, and eventually we combine the results of RF and DNN models to produce a hybrid model with higher stability.

## II. DATA AND REQUIREMENTS

### 2.1 Data Description

The data set used is the Credit Card Fraud Detection data set from Kaggle. This data set contains credit card transactions in September 2013 in European. There are a total of 284,807 transactions in the data set, but only 492 of them are frauds. Features 'V1', 'V2', ..., 'V28' are the principal components obtained with Principal Component Analysis (PCA) in order to protect user privacy. These could be features that are potentially relevant to credit card transactions, such as gender, age, loan annuity, and income. The rest features are 'Time', 'Amount', and 'Class'. Feature 'Time' contains the seconds elapsed between each transaction and the first transaction in the data set. Feature 'Amount' is the transaction Amount. And feature 'Class' is the response variable: 1 means this transaction is a fraud and 0 means it is not. Fig.1, Fig.2, Fig.3, Fig.4 are descriptions of the data.

	Time	V1	V2	V3	V4	V5	V6	V7	V8
count	284807.000000	2.848070e+05	2.848070e+05	2.848070e+05	2.848070e+05	2.848070e+05	2.848070e+05	2.848070e+05	2.848070e+05
mean	94813.859575	3.918649e-15	5.682686e-16	-8.761736e-15	2.811118e-15	-1.552103e-15	2.040130e-15	-1.698953e-15	-1.893285e-16
std	47488.145955	1.958696e+00	1.651309e+00	1.516255e+00	1.415869e+00	1.380247e+00	1.332271e+00	1.237094e+00	1.194353e+00
min	0.000000	-5.640751e+01	-7.271573e+01	-4.832559e+01	-5.683171e+00	-1.137433e+02	-2.616051e+01	-4.355724e+01	-7.321672e+01
25%	54201.500000	-9.203734e-01	-5.985499e-01	-8.903648e-01	-8.486401e-01	-6.915971e-01	-7.682956e-01	-5.540759e-01	-2.086297e-01
50%	84692.000000	1.810880e-02	6.548556e-02	1.798463e-01	-1.984653e-02	-5.433583e-02	-2.741871e-01	4.010308e-02	2.235804e-02
75%	139320.500000	1.315642e+00	8.037239e-01	1.027196e+00	7.433413e-01	6.119264e-01	3.985649e-01	5.704361e-01	3.273459e-01
max	172792.000000	2.454930e+00	2.205773e+01	9.382558e+00	1.687534e+01	3.480167e+01	7.330163e+01	1.205895e+02	2.000721e+01

FIGURE 1: Data Description Part 1

	V9	V10	V11	V12	V13	V14	V15	V16	V17
	2.848070e+05	2.848070e+05	2.848070e+05	2.848070e+05	2.848070e+05	2.848070e+05	2.848070e+05	2.848070e+05	2.848070e+05
	-3.147640e-15	1.772925e-15	9.289524e-16	-1.803266e-15	1.674888e-15	1.475621e-15	3.501098e-15	1.392460e-15	-7.466538e-16
	1.098632e+00	1.088850e+00	1.020713e+00	9.992014e-01	9.952742e-01	9.585956e-01	9.153160e-01	8.762529e-01	8.493371e-01
	-1.343407e+01	-2.458826e+01	-4.797473e+00	-1.868371e+01	-5.791881e+00	-1.921433e+01	-4.498945e+00	-1.412985e+01	-2.516280e+01
	-6.430976e-01	-5.354257e-01	-7.624942e-01	-4.055715e-01	-6.485393e-01	-4.255740e-01	-5.828843e-01	-4.680368e-01	-4.837483e-01
	-5.142873e-02	-9.291738e-02	-3.275735e-02	1.400326e-01	-1.356806e-02	5.060132e-02	4.807155e-02	6.641332e-02	-6.567575e-02
	5.971390e-01	4.539234e-01	7.395934e-01	6.182380e-01	6.625050e-01	4.931498e-01	6.488208e-01	5.232963e-01	3.996750e-01
	1.559499e+01	2.374514e+01	1.201891e+01	7.848392e+00	7.126883e+00	1.052677e+01	8.877742e+00	1.731511e+01	9.253526e+00

FIGURE 2: Data Description Part 2

V18	V19	V20	V21	V22	V23	V24	V25	V26
2.848070e+05	2.848070e+05	2.848070e+05	2.848070e+05	2.848070e+05	2.848070e+05	2.848070e+05	2.848070e+05	2.848070e+05
4.258754e-16	9.019919e-16	5.126845e-16	1.473120e-16	8.042109e-16	5.282512e-16	4.456271e-15	1.426896e-15	1.701640e-15
8.381762e-01	8.140405e-01	7.709250e-01	7.345240e-01	7.257016e-01	6.244603e-01	6.056471e-01	5.212781e-01	4.822270e-01
-9.498746e+00	-7.213527e+00	-5.449772e+01	-3.483038e+01	-1.093314e+01	-4.480774e+01	-2.836627e+00	-1.029540e+01	-2.604551e+00
-4.988498e-01	-4.562989e-01	-2.117214e-01	-2.283949e-01	-5.423504e-01	-1.618463e-01	-3.545861e-01	-3.171451e-01	-3.269839e-01
-3.636312e-03	3.734823e-03	-6.248109e-02	-2.945017e-02	6.781943e-03	-1.119293e-02	4.097606e-02	1.659350e-02	-5.213911e-02
5.008067e-01	4.589494e-01	1.330408e-01	1.863772e-01	5.285536e-01	1.476421e-01	4.395266e-01	3.507156e-01	2.409522e-01
5.041069e+00	5.591971e+00	3.942090e+01	2.720284e+01	1.050309e+01	2.252841e+01	4.584549e+00	7.519589e+00	3.517346e+00

FIGURE 3: Data Description Part 3

V27	V28	Amount	Class
2.848070e+05	2.848070e+05	284807.000000	284807.000000
-3.662252e-16	-1.217809e-16	88.349619	0.001727
4.036325e-01	3.300833e-01	250.120109	0.041527
-2.256568e+01	-1.543008e+01	0.000000	0.000000
-7.083953e-02	-5.295979e-02	5.600000	0.000000
1.342146e-03	1.124383e-02	22.000000	0.000000
9.104512e-02	7.827995e-02	77.165000	0.000000
3.161220e+01	3.384781e+01	25691.160000	1.000000

FIGURE 4: Data Description Part 4

## 2.2 Software and Package Requirements

Below are software and packages to repeat the work in this paper.

Programming language used: Python

Python Packages and libraries used:

- Numpy:  
numpy is a Python library used to deal with algebra operations.
- Matplotlib:  
matplotlib is a Python library for plot.
- Pandas:  
pandas is a Python library used to perform common statistical operations on data.
- Imbalanced Learn:  
imbalanced-learn is a python package that offers a number of re-sampling techniques for imbalanced data.
- Scikit Learn:  
scikit-learn is a python package that offers various statistical models and machine learning models.

### III. METHODS AND MODELS

#### 3.1 Software and Package Requirements

##### 3.1.1 Synthetic Minority Over-sampling Technique

Synthetic Minority Over-sampling Technique (SMOTE) is one of the re-sampling strategies for imbalanced data sets. It deals with the imbalance by over-sampling minority observations. In the credit card fraud detection problem, fraud cases are always much less than normal transactions. The normal over-sampling method takes random draws from the fraud cases and copies those observations to increase the amount of fraud samples. In this way, the model will be trained on a lot of duplicates. SMOTE, on the other hand, uses characteristics of nearest neighbors of fraud cases to create new synthetic fraud cases, and thus avoid duplicating observations. [5]

##### 3.1.2 Decision Tree

Decision Tree is a type of supervised machine learning that can be used on both classification and regression problems. It is a structure that includes root node, leaf node & branch. Each internal node denotes a test on attribute, the outcome of the test denotes each branch and the class label is held by each leaf node. The root node is the topmost node in the tree. [2]

##### 3.1.3 Random Forest

Random Forest (RF) is a model based on Decision Tree (CART). It is like applying Ensemble method to Decision Trees. RF builds multiple decision trees with different samples and initial variables. And the final prediction of RF combines the results of all the trees. [6] Every decision tree has high variance, but when we combine all of them together in parallel then the resultant variance is low as each decision tree gets perfectly trained on that particular sample data and hence the output does not depend on one decision tree but multiple decision trees. [8] The code to implement RF in this paper references Sharma's [10] and McKinney's [5] articles.

##### 3.1.4 Artificial Neural Network

Artificial Neural Network (ANN) is a machine learning algorithm inspired by biological neural networks in human brains. In ANN, each node represents a perception in the neural network, and nodes are arranged in layers. This paper uses ANN with back propagation. The implementation of ANN references Sun's [11] article.

#### 3.2 Proposed System

##### 3.2.1 Description

Ensemble methods are techniques that create multiple machine learning models and then combine them to produce improved results. The proposed system uses SMOTE as the re-sampling method to deal with imbalanced data. Then, the system combines the result of RF and ANN using Ensemble methods.

##### 3.2.2 Steps and Parameters

Steps of the proposed model:

- Drop *Time* column and scale the *Amount* columns in the data set.(columns VI to V28 are already processed with PCA)
- Divide data set into training and testing
- Apply SMOTE to the training data set
- Define Random Forest
- Define Deep Neural Network
- Use Ensemble Methods to combine RF and DNN above
- Train the proposed model
- Predict the testing data set using trained model

Table 1 below presents some scikit-learn modules used in the above steps:

**TABLE 1  
SCIKIT LEARN MODULES USED**

Purpose	Module
Scaler	StandardScaler
Divide dataset	train_test_split
Apply SMOTE	SMOTE
Define Random Forest	RandomForestClassifier
Define ANN or DNN	MLPClassifier
Ensemble Methods	VotingClassifier

Table2 below presents the parameter values used in the proposed model:

**TABLE 2  
SOME PARAMETERS USED**

Parameter	Value
Random State	0
Hidden layer sizes of DNN	16, 20, 16, 20 (n <sup>th</sup> number represent number of nodes in n <sup>th</sup> hidden layer)
Activation Function	logistic function
Solver of DNN	stochastic gradient descent
Maximum number of iterations	500

## IV. EVALUATION

### 4.1 Evaluation Metrics

#### 4.1.1 Confusion Matrix and Accuracy

The following figure Fig.5 shows the composition of the confusion matrix:

		True Condition	
		Condition Positive	Condition Negative
Predicted Condition	Predicted Condition Positive	True Positive	False Positive
	Predicted Condition Negative	False Negative	True Negative

**FIGURE 5: Confusion Matrix**

True Positive (TP): Cases that model correctly predict as fraud

True Negative (TN): Cases that model correctly predict as non-fraud

False Positive (FP): Cases of ‘false alarm’. (Model predict it should be fraud, but actually not)

False Negative (FN): Cases of fraud not caught by the model

Accuracy is the fraction of transactions that were correctly classified. It is one of the most powerful and commonly used evaluation metrics.[3] It can be calculated from Confusion Matrix:

$$Accuracy = (TP + TN) / (TP + TN + FP + FN) \quad \#(1)$$

### 4.1.2 Precision and Recall

Precision and Recall are two important evaluation metrics. Precision represents the fraction of actual fraud cases out of all predicted fraud cases. And Recall represents the fraction of predicted fraud cases out of all actual fraud cases. They can be calculated using confusion matrix:

Precision:

$$Precision = \frac{TruePositive}{(TruePositive + FalsePositive)} \quad (2)$$



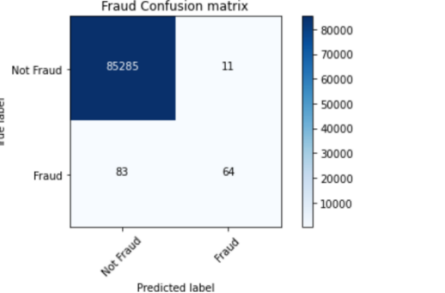
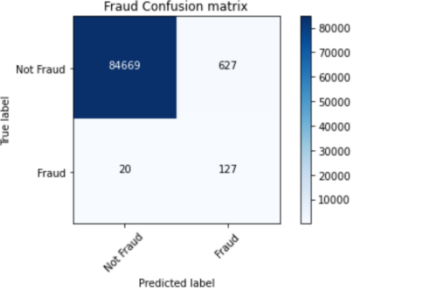
Recall:

$$Recall = \frac{TruePositive}{(TruePositive + FalseNegative)} \quad (3)$$

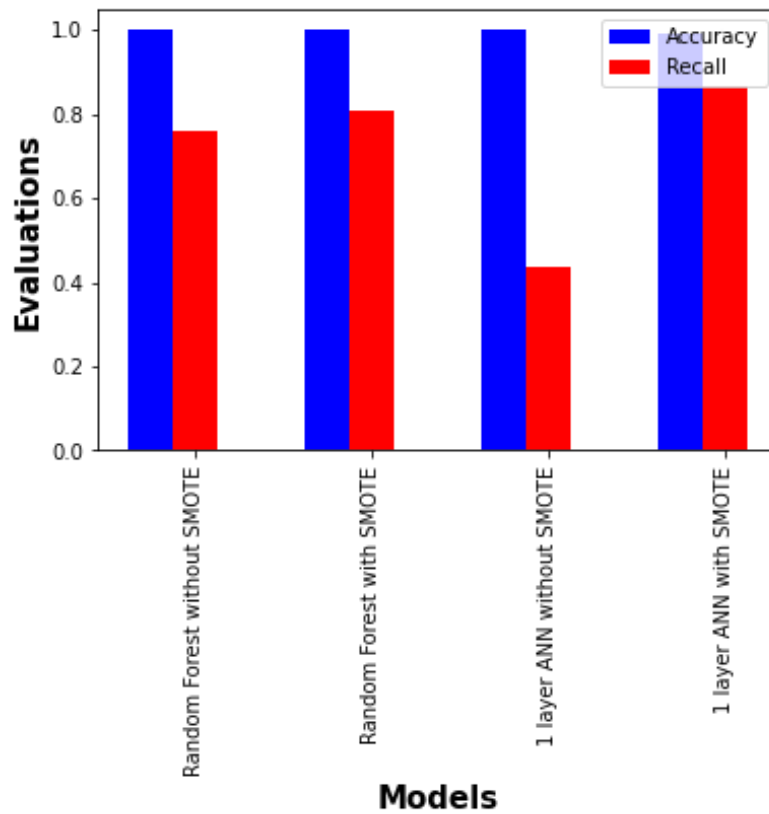
Although both Precision and Recall are equally important for balanced data, Recall is more important than Precision in Credit Card Fraud Detection. This is because False Negative is worse than False Positive in this problem. (False alarms do not cause much financial loss, but undetected fraud can)

### 4.2 Model Performance

Since Recall is more important than Precision in this problem, we will use Recall and Accuracy as evaluation metrics.

Performance of RF without SMOTE:	Performance of RF with SMOTE:
<p>the Model used is Random Forest without SMOTE                      The accuracy is 0.9995084442259752                      The recall is 0.7619047619047619                      The precision is 0.9411764705882353                      Confusion matrix:                      [[85289 7]                      [ 35 112]]</p> 	<p>the Model used is Random Forest with SMOTE                      The accuracy is 0.9995201479348805                      The recall is 0.8095238095238095                      The precision is 0.9015151515151515                      Confusion matrix:                      [[85283 13]                      [ 28 119]]</p> 
<p><b>FIGURE 6: Result of RF without SMOTE</b></p>	<p><b>FIGURE 7: Result of RF with SMOTE</b></p>
Performance of 1 hidden layer ANN without SMOTE:	Performance of 1 hidden layer ANN with SMOTE:
<p>the Model used is 1 layer Artificial Neural Network without SMOTE                      The accuracy is 0.9988998513628969                      The recall is 0.43537414965986393                      The precision is 0.8533333333333334                      Confusion matrix:                      [[85285 11]                      [ 83 64]]</p> 	<p>the Model used is 1 layer Artificial Neural Network with SMOTE                      The accuracy is 0.9924277003382372                      The recall is 0.8639455782312925                      The precision is 0.16843501326259946                      Confusion matrix:                      [[84669 627]                      [ 20 127]]</p> 
<p><b>FIGURE 8: Result of 1 hidden layer ANN without SMOTE</b></p>	<p><b>FIGURE 9: Result of 1 hidden layer ANN without SMOTE</b></p>

Comparison of models above:




**FIGURE 10: Comparison of models with and without SMOTE**

We can clearly see that by using the SMOTE method, recall is boosted a lot, especially for ANN.

Performance of Deep Neural Network (DNN) (ANN with multiple hidden layer) with SMOTE:

```

the Model used is Deep Neural Network without SMOTE
The accuracy is 0.9961260723523284
The recall is 0.8639455782312925
The precision is 0.2899543378995434
Confusion matrix:
[[ 84985  311]
 [   20  127]]
    
```



**FIGURE 11: Result of deep neural network with SMOTE**



Performance of proposed system:

the Model used is Proposed Model with SMOTE  
 The accuracy is 0.9984902215512096  
 The recall is 0.8571428571428571  
 The precision is 0.5384615384615384  
 Confusion matrix:  
 [[ 85188 108]  
 [ 21 126]]




FIGURE 12: Result of proposed system

Comparison of all models:

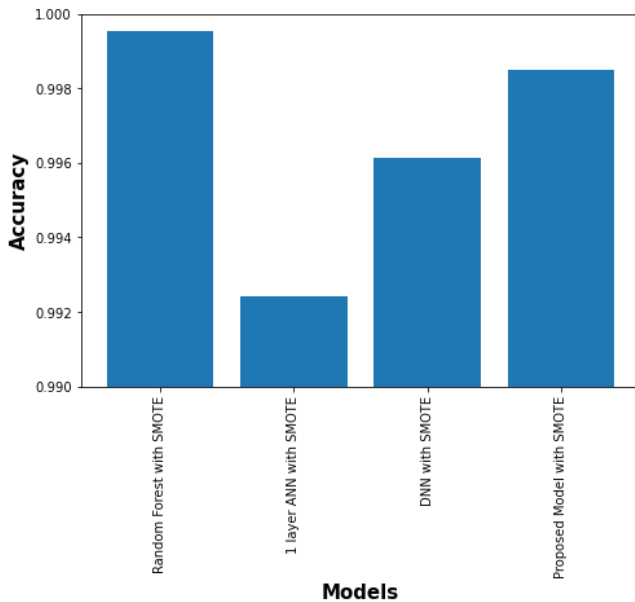


FIGURE 13: Accuracy comparison

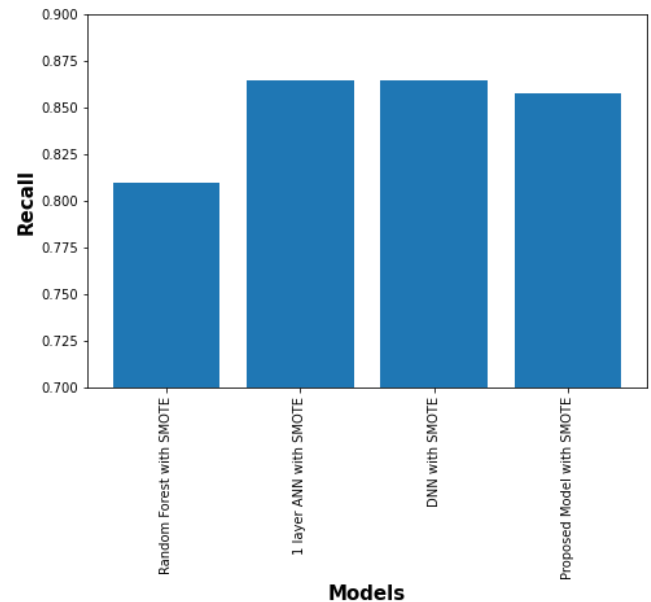


FIGURE 14: Recall comparison

We could see that our proposed model combines the advantages of RF and DNN. For the recall, it performs just a little below ANN, but much better than RF. For accuracy, its performance is really close to RF, but better than ANN. By doing some trade-off, we increase the False Negative by 1 but decrease False Positive by 203 compare to DNN.

Based on the results, it is much better to use SMOTE than not to use SMOTE, especially considering the boost in Recall. And if you are interested in only Recall, DNN with SMOTE is a good model. If you are interested in Accuracy and Precision,

RF is better. And if you want a model with good performance on both Accuracy and Recall, the proposed model is the best choice.

## V. CONCLUSION

In this research, we evaluated RF, 1 hidden layer ANN and DNN models with or without SMOTE. After comparison and analysis, we come to the following conclusions:

- 1) No matter with or without SMOTE training, the accuracy of RF model is of a little bit vantage than ANN and DNN.
- 2) With SMOTE training, the accuracy of RF, ANN and DNN are all improved, but the recall of ANN and DNN are all of better performance than RF. Especially DNN has better performance than ANN in both accuracy and recall.
- 3) Based on optimal combination, we generate a hybrid model using RF and DNN with SMOTE training to build a stable performance in both accuracy and recall.

In other words, we proposed a method for credit card fraud detection that is based on SMOTE, Ensemble Methods and some popular existing models. By comparing models with and without SMOTE, we show that applying SMOTE to deal with imbalanced data can increase the model performance. And then, we show that our proposed model is well suited for credit card fraud detection by comparing it to RF and ANN. RF shows its good performance on Accuracy and Precision, while ANN is better on Recall. The proposed model combines the advantages of these two models and provides high recall and high accuracy.

## REFERENCES

- [1] S. Akila and U. Srinivasulu Reddy. "Credit Card Fraud Detection Using Non-Overlapped Risk Based Bagging Ensemble (NRBE)". In: *2017 IEEE International Conference on Computational Intelligence and Computing Research (ICCIC)*. 2017, pp. 1–4. doi: 10.1109/ICCIC.2017.8524418.
- [2] Jyoti R. Gaikwad et al. "Credit Card Fraud Detection using Decision Tree Induction Algorithm". In: *International Journal of Innovative Technology and Exploring Engineering (IJITEE)* vol.4 (Nov. 2014), pp. 66–69.
- [3] Yashvi Jain et al. "A Comparative Analysis of Various Credit Card Fraud Detection Techniques". In: *International Journal of Recent Technology and Engineering (IJRTE)* vol.7 (Jan. 2019), pp. 402–407.
- [4] Simi M.J. "Credit Card Fraud Detection : A Comparison using Random Forest, SVM and ANN". In: *International Research Journal of Engineering and Technology (IRJET)* vol.06 (Mar. 2019), pp. 225–228.
- [5] Trenton McKinney. *Introduction and preparing your data*. July 2019. url:[https://trenton3983.github.io/files/projects/2019-07-19\\_fraud\\_detection\\_python/2019-07-19\\_fraud\\_detection\\_python.html](https://trenton3983.github.io/files/projects/2019-07-19_fraud_detection_python/2019-07-19_fraud_detection_python.html).
- [6] Devi Meenakshi.B et al. "CREDIT CARD FRAUD DETECTION USING RANDOM FOREST". In: *International Research Journal of Engineering and Technology (IRJET)* vol.06 (Mar. 2019), pp. 6662–6666.
- [7] Sitaram patel and Sunita Gond. "Supervised Machine (SVM) Learning for Credit Card Fraud Detection". In: *International Journal of Engineering Trends and Technology (IJETT)* vol.8 (Feb. 2014), pp. 137–139.
- [8] *Random Forest Regression in Python*. May 2020. url:<https://www.geeksforgeeks.org/random-forest-regression-in-python/>
- [9] Asha RB and Suresh Kumar KR. "Credit card fraud detection using artificial neural network". In: *Global Transitions Proceedings 2.1* (2021). 1st International Conference on Advances in Information, Computing and Trends in Data Engineering (AICDE - 2020), pp. 35-41. issn: 2666-285X. doi: <https://doi.org/10.1016/j.gltip.2021.01.006>. url: <https://www.sciencedirect.com/science/article/pii/S2666285X21000066>.
- [10] Aman Sharma. *Credit Card Fraud Detection in Python using Scikit Learn*. Oct. 2019. url: <https://medium.com/analytics-vidhya/credit-card-fraud-detection-in-python-using-scikit-learn-f9046a030f50>.
- [11] Luke Sun. *Credit Card Fraud Detection*. Oct. 2020. url: <https://towardsdatascience.com/credit-card-fraud-detection-9bc8db79b956>.
- [12] AltyebAltaher Taha and Sharaf Jameel Malebary. "An Intelligent Approach to Credit Card Fraud Detection Using an Optimized Light Gradient Boosting Machine". In: *IEEE Access* 8 (2020), pp. 25579–25587. doi: 10.1109/ACCESS.2020.2971354.

# Assessment of Some Heavy Metals as Contaminants in Petroleum Contaminated Soils of Eleme, Port Harcourt Nigeria

U.P Ojukwu<sup>1</sup>, A.N Eboatu<sup>2</sup>

<sup>1</sup>Department of Polymer and Textile Engineering Nnamdi Azikiwe University, Awka

<sup>2</sup>Department of Pure and Industrial Chemistry, Nnamdi Azikiwe University, Awka

Received: 7 August 2021/ Revised: 15 August 2021/ Accepted: 20 August 2021/ Published: 31-08-2021

Copyright © 2021 International Journal of Engineering Research and Science

This is an Open-Access article distributed under the terms of the Creative Commons Attribution Non-Commercial License (<https://creativecommons.org/licenses/by-nc/4.0>) which permits unrestricted Non-commercial use, distribution, and reproduction in any medium, provided the original work is properly cited.

**Abstract**— Samples from petroleum contaminated soil of Eleme, Port Harcourt and from non petroleum contaminated soil, Awka, Nigeria serving as control were analyzed for heavy metals. The results of the analysis showed that the metals concentrations in mg/kg were Ni <0.05- 2.05, Cr 0.005- 0.37, Cd <0.005- 0.008, Zn 0.14 – 2.87 Pb <0.02- 0.19 Fe 12.32- 29.11, Mn < 0.008- 0.036, Se <0.001, as <0.001, and V <0.001. Majority of the metal concentrations were above those of the control. Though the values obtained did not exceed soil quality standards stipulated in the Environmental Management Regulations, 2007, the toxic metals could accumulate to a threatening level over a period of time. Food poisoning, occupational hazards and various disorders emanate from heavy load of toxic metals in our environment.

**Keywords**— Heavy Metals as Contaminants, Petroleum Contaminated Soils, Port Harcourt, soil quality, toxic metals.

## I. INTRODUCTION

Environmental pollution may result from industrial and commercial activities when substances resulting from these activities enter the environment and attain levels which may cause discomfort and / or harm to man and his environment (Udosen *et al.*, 1990). From the point of view of environmental pollution, metals may be broadly classified into three categories namely, non-toxic but accessible, toxic but non-accessible and toxic and accessible. It is the third category that has attracted more attention from the point of view of environmental pollution and public health (Dara, 2008).

The toxic metals occur in very small quantities in the earth's crust (less than 1000ppm) and hence are called "trace metals". These are further arbitrarily subdivided on the basis of their densities. Those having densities below 5g/cm<sup>3</sup> are called light metals and those with densities above 5g/cm<sup>3</sup> are designated as heavy metals (Dara, 2008; Santra, 2005). The main threats to human health from heavy metal (HM) are associated with exposure to cadmium, lead, mercury and arsenic but additionally, there are other 19 elements known as heavy metals: antimony, bismuth, cerium, chromium, cobalt, copper, gallium, gold, iron, manganese, nickel, platinum, silver, tellurium, thallium, tin, uranium, vanadium and zinc (Fernandez-lugueno *et al.*, 2013). Some heavy metals are essential for living organisms but high concentrations or accumulation in a physiological system is detrimental or injurious to health especially where such metals are found above maximum allowable levels (Hough *et al.*, 1982; Nigerian Industrial Standard (NIS), 1983). Large amounts of any of them may cause acute or chronic toxicity referred to as poisoning (Kabata-Pendras and Muecherjee, 2007). Heavy metals accumulate in topsoil and at larger concentrations can poison important soil microbial groups, crops and food (Chaudri, 2001). In areas with high concentrations, metallic contamination of food and water probably led to the poisonings (Gilman *et al.*, 1975). A disaster resulting from heavy metal contamination was the minamata disease in Japan caused by methyl mercury poisoning (Christian *et al.*, 1974). The mercury poison was through food chain build-up which occurred in Japan's minamata bay which received industrial waste containing mercury compounds.

Moriber (1974) reported that the consumption of waste water from a mine which produced cadmium, zinc and lead resulted in rickets-like disease called itai-itia.

Heavy metal toxicity can result in brain damage or the reduction of mental processes (Gaza *et al.*, 2005) and central nervous function (Bouchard *et al.*, 2011), lower energy levels (Holmstrup *et al.*, 2011), damage to DNA (Jomova *et al.*, 2011), alterations on the gene expression (Salgado-Bustamante *et al.*, 2010), Skin (Burger *et al.*, 2007), muscle (Visnjic-jeftic *et al.*,

2010), liver (Burger et al., 2007), heart (Otlés and Cagindi, 2010) and other vital organs for humans and other living organisms.

Long term exposure to heavy metals may result in slowly progressing physical muscular and neurological degenerative processes that mimic Alzheimer's disease, Parkinson's disease, muscular dystrophy, multiple sclerosis (Jones and Miller, 2008), gangrene, diabetes mellitus, hypertension and ischemic heart disease (Otlés and Cagindi, 2010). Other consequences are allergies and cancer (Dietert and Piepenbrink, 2006).

The emergence of the industrial age and large scale mining brought occupational diseases caused by various toxic metals. Metallic constituents of pesticides and therapeutic agents (e.g antimicrobials) were additional sources of hazardous exposure. The burning of fossil fuels containing heavy metals and the addition of tetra ethyl lead to gasoline has now made environmental pollution the major source of heavy metal poisoning (Gilman *et al.*, 1975). Petroleum substances are contaminants that most frequently occur in the water-soil environment and can pollute environment through leaking pipelines, oil spill storage facilities, (Okop and Ekpo, 2012). Metals leached from eating utensils and cookware also increase the risk of heavy contamination (Gilman et al., 1975). Heavy metal contamination of urban top soil has been of great concern as regards to their harmfulness, persistence and non- degradability in the environment (Al-Chalabi and Hawker, 2000, Onianwa, 2001; Ameh, 2014). Unfavourable effects of high concentrations of heavy metals to soil functions, soil microbial community composition and microbial growth have long been distinguished under both field and laboratory conditions (Dara, 2018; Chaudri, 2001).

Nature and Distribution levels of Toxic Metals in wastewater from some small scale business in Ibadan Metropolis has been conducted (Adejumobi, 2005). Crude oil contamination of soil occurs frequently in various ways and in certain areas. It will be of great value if the levels of toxic metals in the petroleum contaminated soils are established as these would serve as guide to control of this pollution and hence metal poisoning.

## II. MATERIALS AND METHODS

### 2.1 Study Area

Eleme coordinates are 4.7994°N, 7.1198° E. It is located at east of Port Harcourt and covers an area of 138km<sup>2</sup>. At 2006 census, it had a population of 190,884. Precipitation in Port Harcourt averages 2708mm and the average annual temperature is 26.4°C. The average annual relative humidity is 71.0% (<https://weather and climate.com>). Awka is found in the south eastern part of Nigeria. It is the capital of Anambra State and is located on Latitude 6°09'N and Longitude 7°12'E. The climate is tropical with an annual rainfall of about 11,450mm, average temperature of 28°C and relative humidity of 91% at dawn (Nwangwu, 2015).

### 2.2 Soil Sampling

Composite samples of top soil more than 1kg were collected from six locations at 0-12cm with the aid of a hand auger and measuring tape (Voutsas, 1996; Nwankwoala and Ememu, 2018). Five out of the six samples were petroleum contaminated soils from Eleme Port Harcourt Nigeria and one was non- petroleum contaminated soil from Awka Nigeria. The non-petroleum contaminated soil was serving as control. Care was taken to wash and clean the auger before sampling each location in order not to contaminate the samples. The samples were transferred into pre-labeled polythene bags after which they were transported to the laboratory for preservation, digestion and analysis.

### 2.3 Sample Preservation

Samples were stored in the laboratory fridge at 4°C prior to digestion and analysis.

### 2.4 Sample Digestion

Conventional aqua regia digestion was performed in 250ml glass beakers covered with watch glasses. A well mixed sample of 0.5000g was digested in 12ml of aqua regia (3:1 mixture of HCl and HNO<sub>3</sub> on a hot plate for 3hrs at 110°C. After evaporation to near dryness, the sample was diluted with 20ml of 2%(v/v) dilute nitric acid and transferred into a 100ml volumetric flask after filtering through Whatman No 42 paper and diluted to 100ml with DDW (Chen and Ma, 2001).

### 2.5 Sample Analysis

Heavy metal contents of each digest were determined using an Atomic Absorption Spectrophotometer (Schimadzu AA 670) as described in APHA (2000). Soil sample was aspirated into an air/acetylene or nitrous oxide/acetylene flame generated by a

hollow cathode lamp at a specific wavelength peculiar only to the metal programmed for analysis. For each metal analyzed, standards and blanks were prepared and used for calibration before samples were aspirated. Concentration and specific absorbance appeared for each metal in each sample. The concentrations were recorded and printed out for all the samples. Limit of detection was set at <0.001mg/L. Metals determined from the soil samples were reported in mg/kg.

### III. RESULTS AND DISCUSSION

Table 1 shows levels (mg/kg) of heavy metals in the various samples analyzed.

**TABLE 1**  
**METAL CONTENT OF SOIL SAMPLES IN MG/KG**

	V	Ni	Cr	Cd	Zn	Pb	Fe	Se	Mg	Ca	Mn	As
Sample A	<0.001	<0.05	0.009	<0.005	2.70	<0.02	22.87	<0.001	0.86	0.18	0.008	<0.001
Sample B	<0.001	2.05	<0.05	<0.005	0.47	0.14	12.32	<0.001	0.31	0.14	0.011	<0.001
Sample C	<0.001	<0.05	0.010	<0.005	2.87	0.16	20.67	<0.001	0.11	0.11	0.036	<0.001
Sample D	<0.001	0.15	0.37	0.008	1.24	0.15	29.11	<0.001	0.09	0.04	0.008	<0.001
Sample E	<0.001	0.15	0.009	0.008	0.36	0.19	27.46	<0.001	0.25	0.17	0.009	<0.001
Sample F	<0.001	0.33	0.008	<0.005	0.29	0.14	21.64	<0.001	0.41	0.14	0.015	<0.001
Sample G	<0.001	0.57	0.008	<0.005	0.14	<0.02	15.61	<0.001	0.52	0.13	0.013	<0.001
Soil Quality Standard (2007)	-	100	100	1	150	200	-	20	-	-	1800	1
NESREA Draft Effluent Standard for Petroleum Based & Allied Chemical Industries (2007)	-	0.5	0.1	0.5	2	0.5						

### IV. CONCLUSION

In order of decreasing magnitude, the average heavy metal content in the top soil samples are as follows: Fe (12.32-29.11)> Zn (0.14-2.87)>Ni (<0.05- 2.05)> Cr (<0.005-0.37)>Pb (<0.02-0.19)>Mn(<0.008-0.036)>Cd(<0.005-0.008)>V(<0.001), As(<0.001) and Se(<0.001). Majority of the metal concentrations were higher than control except Ni in samples A, C, D, E, F, Cr in sample B, Pb in sample A, Fe in sample B, Mn in samples A, D and E. All vanadium and arsenic concentrations fell below or equal to the detection limit. The average concentration of all the metals were compared with soil quality standards stipulated in the Environmental Management Regulations, 2007 and the results show that they were all within the standards. However, they could accumulate to a threatening level over a period of time (Gilman, 1975; Adejumbi, 2005).

### REFERENCES

- [1] Udosen, E.D, Udoessien, E.I and Ibok, U.J.(1990). Evaluation of Some Metals in the Industrial Wastes from a Paint Industry and Their Environmental Pollution Implications, Nig.J. Tech. Res, 2, 71-77.
- [2] Dara, S.S (2008). A Textbook of Environmental Chemistry and Pollution Control, S Chand & Company Ltd, New Delhi, pp183-184.
- [3] Santra,S.C. (2005). Environmental Science, New Central Book Agency Ltd, India, p450.
- [4] Fernandez-Lugueno, F, Lopez-Valdez, F, Gamero-melo, P,Luna-Suarez, S, Agulera-Gorizalez, E.N, Martnez, A.I., Garia-Guillermo, M.S, Hernandez-Martizez, G, Hetrera-Mendoza, R, Alvarenz-Garza, M.A. and Perez-Velazquez, I.R. (2013). Heavy Metal Pollution in Drinking Water-A Global Risk for Human Health: A Review.
- [5] Hough, J.S., Briggs, D.E., Steven, B., Young, T.W. (1982). Malting and Brewing Science vol 11,Chapman and Hall Ltd, London, pp 780-788.
- [6] Nigerian Industrial Standard (1985) NIS219/85, Standard Organisation of Nigeria, Fed. Min. Of Industry, Lagos, Nigeria.
- [7] Kabata-Pendias, A. and Mukherjee, A.B. (2007). Trace Elements From Soil to Human, New York, Sp inger Vaterg
- [8] Chaudri, A.M. (2001). Remediation of Polluted Soils, Proceedings Workshop on Environmental Pollution and The Applicability of Remediation Technologies in African Countries, Enugu, Nigeria, 16-19 July,p45.
- [9] Gilman, A.G., Goodman, L.S. and Gilman, A. (1975). The Pharmacological Basis of Therapeutics, 6<sup>th</sup> ed, Macmillan Publishing Co. Inc, New York, p1615.

- [10] Christian, R.F., Mr. B.W., Welch, E.B and Charison, R.J. (1974). *The Natural Environment, Wastes and Control*, Good Year Publication Co. Inc. California, pp92-94.
- [11] Moriber, G. (1974). *Environmental Science*, Allyn and Bacon Inc. Boston, pp211-261.
- [12] Holmstrup, M., Sorensen J.G., Overguard, J., Bayley, M., Bindsbol, A.M., Slotsbo, S., Fisker, K.V., Maraldo, K., Waagner, D., Labouriau, R., Asmund, G. (2011). Body Metal Concentrations and Glycogen Reserves in Earthworms (*Dendrobaena Octaedra*) from Contaminated and uncontaminated Forest Soil, *Environ. Pollut.* 159:190-197.
- [13] Bouchard, M.F., Sauve, S., Barbeau, B., Legrand, M., Brodeur, M.E., Bouffard, T., Limoges, E., Bellinger, D.C., Mergler, D. (2011) Intellectual Impairment in School Age Children Exposed to Manganese from Drinking Water, *Environ. Health Persp.* 119:138-143.
- [14] Jomova, K., Jenisova, Z., Feszierova, M., Baros, S., Liska, J., Hudecova, D., Rhodes, C.J., Valko, M. (2011). Arsenic Toxicity, Oxidative Stresses and Human Diseases, *J. Appl. Toxicol.* 31:95-107.
- [15] Sagado-Bustamante M, Ortiz-Perez, M.D., Calderon-Aranda, Estrada-Capetillo, L., Nino-Moreno P, Gonzalez-Amaro, R, Portales-Perez, D. (2010). Pattern of Expression of Apoptosis and Inflammatory Genes in Humans Exposed to Arsenic and/or Flouride, *Sci. Total Environ.* 408, 760-767.
- [16] Burger, J, Campbell, K.R, Muray, S., Campbell, T.S., Gaines, K.F., Jeitner, C, Shukia, T, Burke, S., Gochfeld, M. (2007) Metal Level in Blood, Muscle and Liver of Water Snails (*Merodina* spp) from New Jersey, Tennessee and South Carolina, *Sci. Total Environ.* 373:556-563.
- [17] Visnjic-Jeftic, Z, Jaric, I, Jovanovic L, Skoric, S, Smederevac-Lalic, M, Nikcevic, M, Lenhardt, M. (2010) Heavy Metal and Trace Element Accumulation in Muscle, Liver and Gills of the Pontic Shad (*Alosa Immaculate Bennet 1835*) from the Danube River (Serbia), *Microchem J.* 95:341-344.
- [18] Otlis, S, Cagindi, O. (2010). Health Importance of Arsenic in Drinking Water and Food, *Environ. Geochem. Hlth.*, 32:367-371.
- [19] Jones, D.C. and Miller, G.W. (2008). The Effects of Environmental Neurotoxicants on the Dopaminergic System: A Possible Role in Drug Addiction, *Biochem. Pharmacol.* 76: 569-581.
- [20] Dietert, R.R., Piepenbrink, M.S. (2006). Lead and Immune Function, *Crit. Rev. Toxicol.*, 36:359-385.
- [21] Al-Chalabi, A.S., Hawker, D. (2000). Distribution of Vehicular Lead in Road Side Soils of Major Roads of Brisbane, Australia, *Water, Air, Soil Pollut.*, 118: 299-310.
- [22] Onianwa, P.C. (2001) Monitorig Atmospheric Metal Pollution, A Review of the Use of Nasses as Indicators, *Environmental Monitoring and Assessment*, 71:13-50.
- [23] Ameh, G.E. (2014). Preliminary Assessment of Soil Samples Around A Filling Station in Diobu Port Haecourt Rivers State Nigeria, *Research Journal of Environmental and Earth Sciences*, 6:57-65.
- [24] Adejumobi, J.A. (2005) Nature and Distribution Levels of Toxic Metals in Waste Water from Some Small Scale Business in Ibadan Metropolis, *Journal of Applied Sciences* 8 (2):4792-4799.
- [25] Voutsas, D., Grimanis, A., and Samara, C. (1996). Trace Elements in Vegetables Grown in an Industrial Area in Relation to Soil and Air Particulate Matter, *Environmental Pollution*, 94 (3):326.
- [26] Nwankwoala, H.O. and Ememu, A.S. (2018). Contamination Indices and Heavy Metal Concentrations in Soils in Okpoko and Environs., South -eastern Nigeria, *Journal of Environmental Science and Public Health*, 2:77-95.
- [27] Chen, M. And Ma, L.Q. (2001). Comparison of Three Aqua Regia Digestion Methods for Twenty Florida Soils, *Soil Sci. Soc., Am. J.* 65:491-499.
- [28] American Public Health Association (2000) *Standard Methods for Examination of Water and Waste water*, Washington, D.C.
- [29] Nwangwu, C.E. (2015). Effect of Rainfall Variation on Cassava Yield in Awka, Anambra State, Unpublished Thesis, Nnamdi Azikiwe University, Awka <https://weather-and-climate.com/-month>.



**AD Publications**

**Sector-3, MP Nagar, Bikaner,  
Rajasthan, India**

**[www.adpublications.org](http://www.adpublications.org), [info@adpublications.org](mailto:info@adpublications.org)**